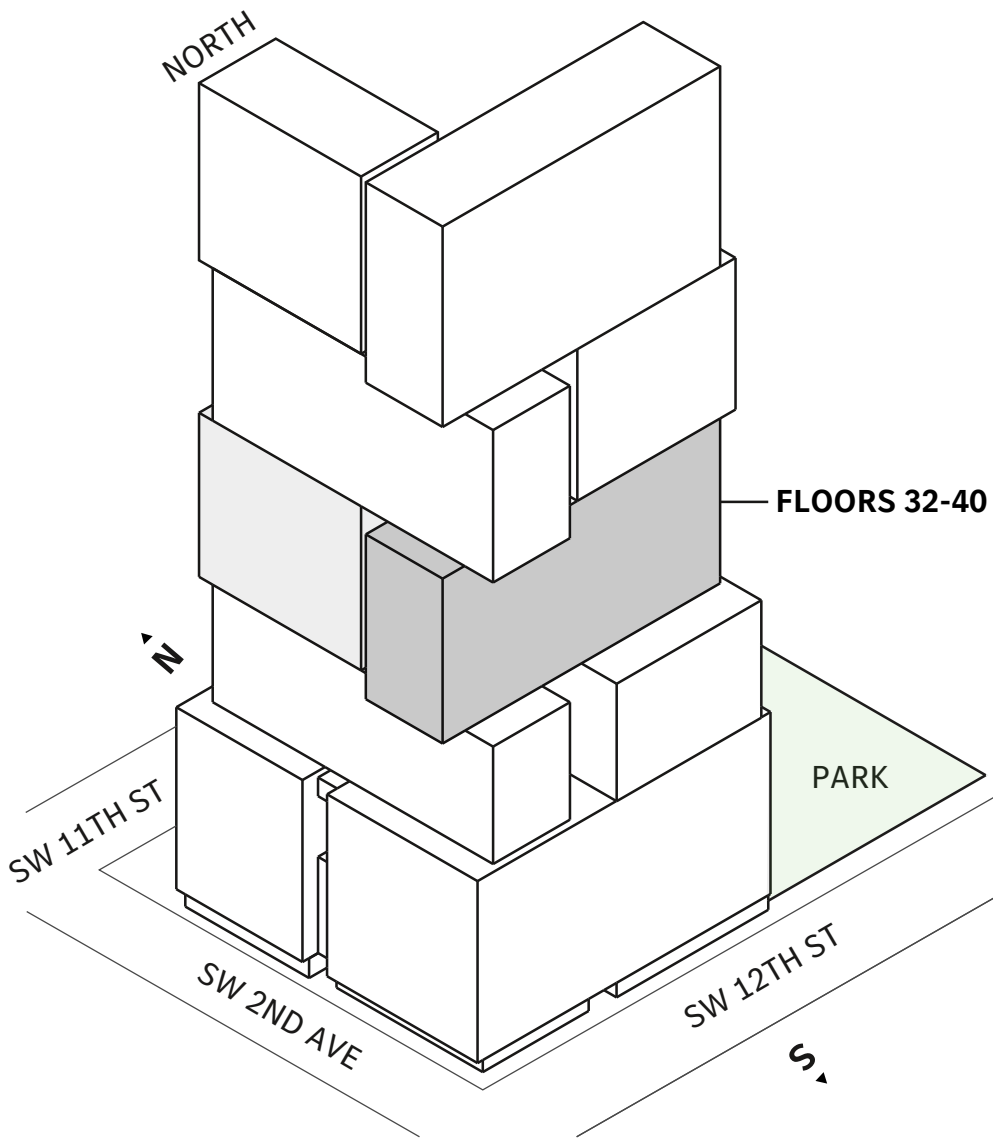


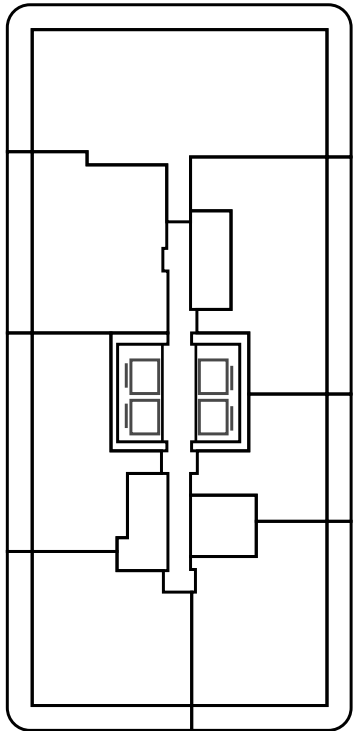


TIER 3 RESIDENCES  
FLOORS 32-40



SW 2ND AVE

SW 11TH ST



SOUTHSIDE PARK

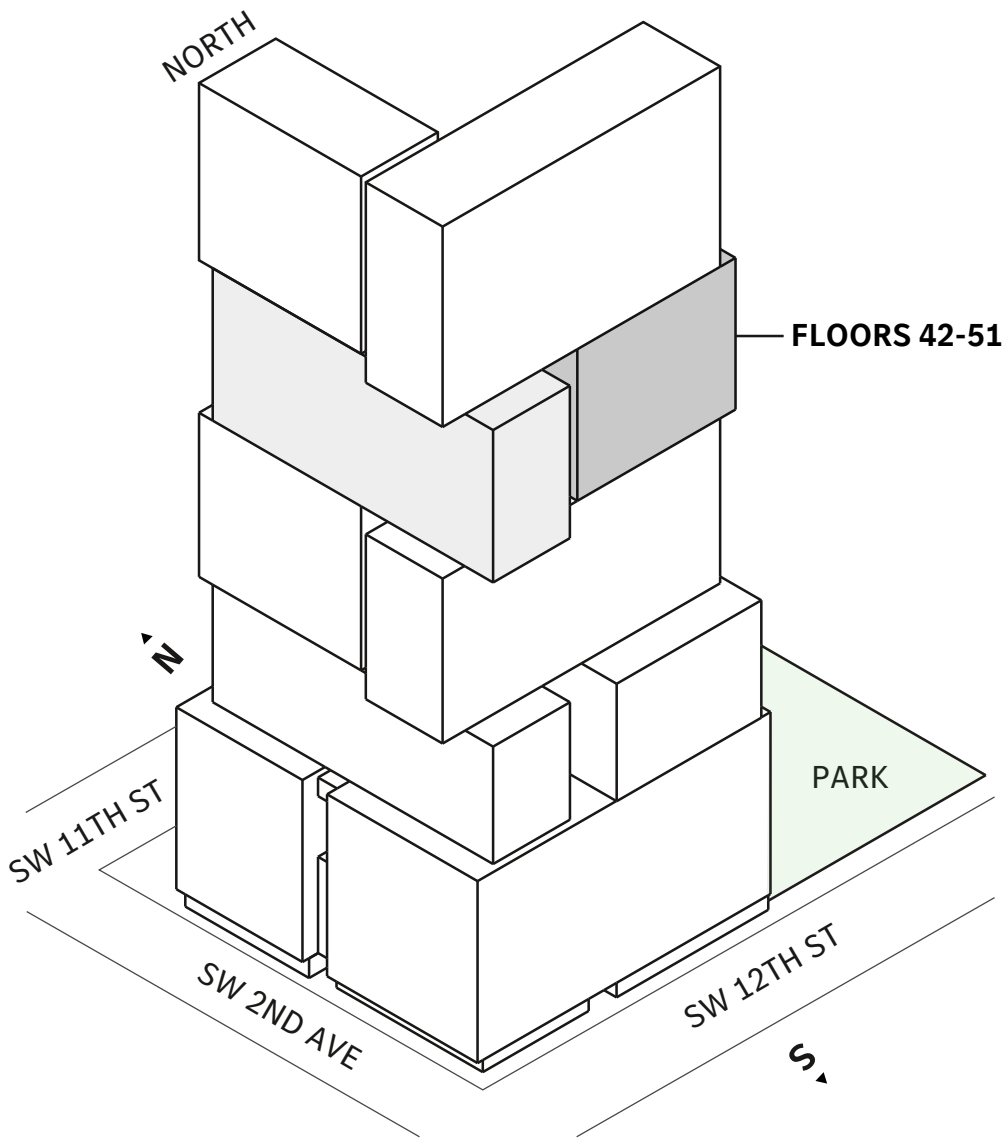
#1 3BR/DEN	#2 1BR/DEN	#3 S	#4 S	#5 S	#6 S	#7 1BR	#8 1BR	#9 2BR
#16 3BR	#15 1BR	#14 2BR	#13 1BR	#12 2BR	#11 1BR/DEN	#10 1BR		



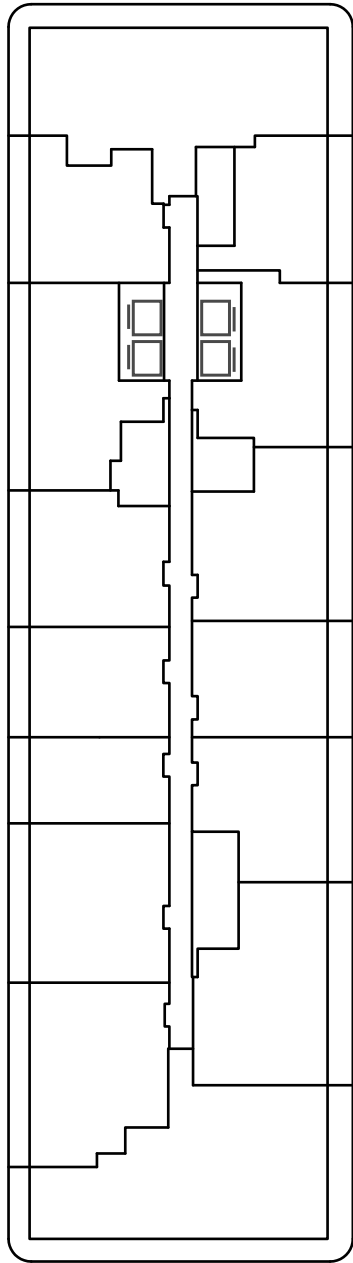
SW 12TH ST



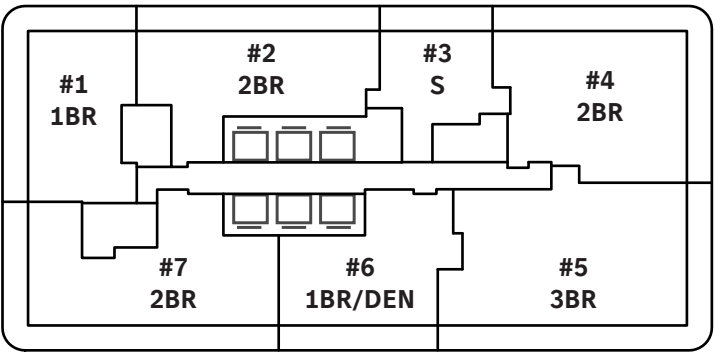
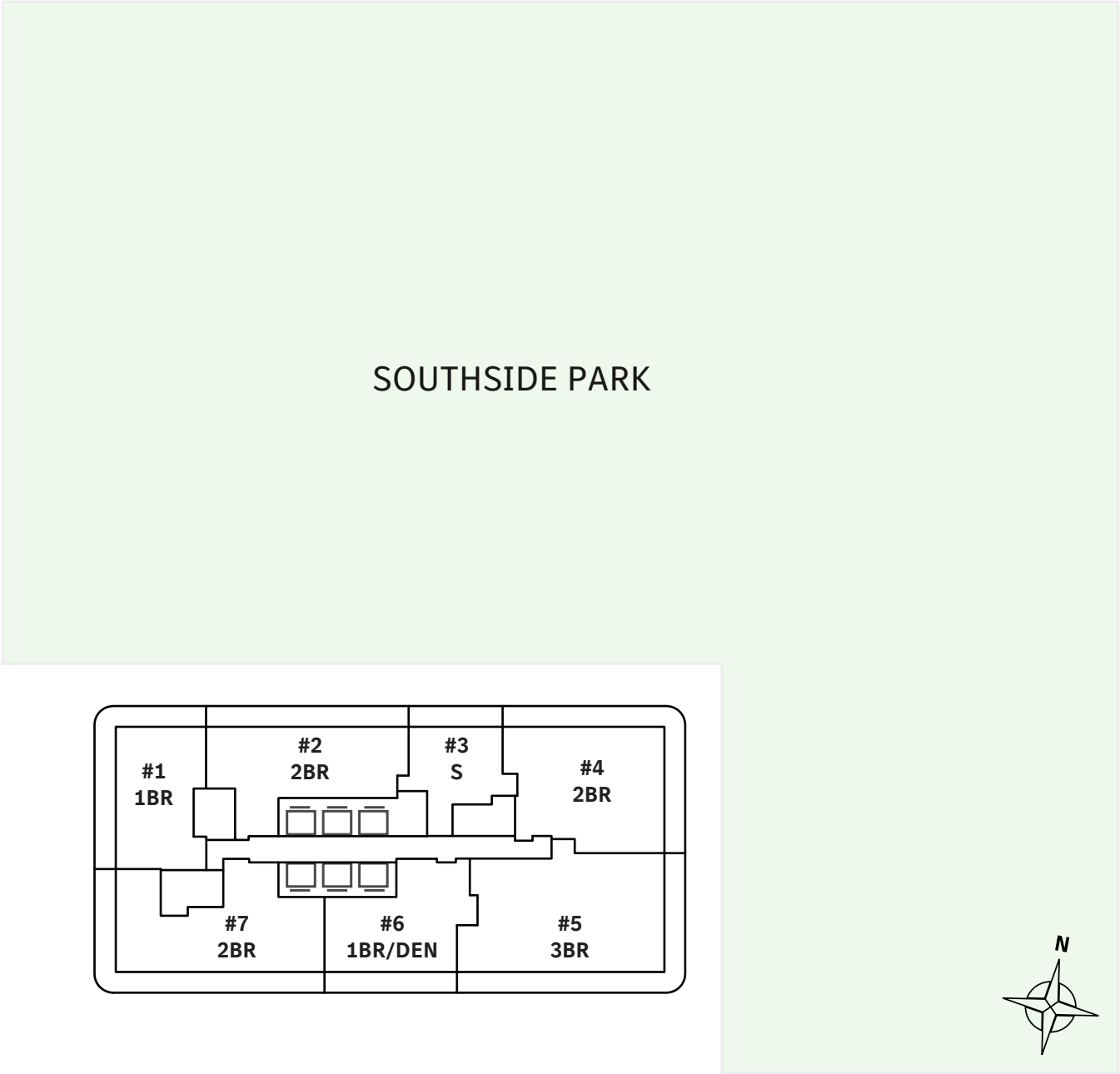
## TIER 4 RESIDENCES FLOORS 42-51



SW 2ND AVE



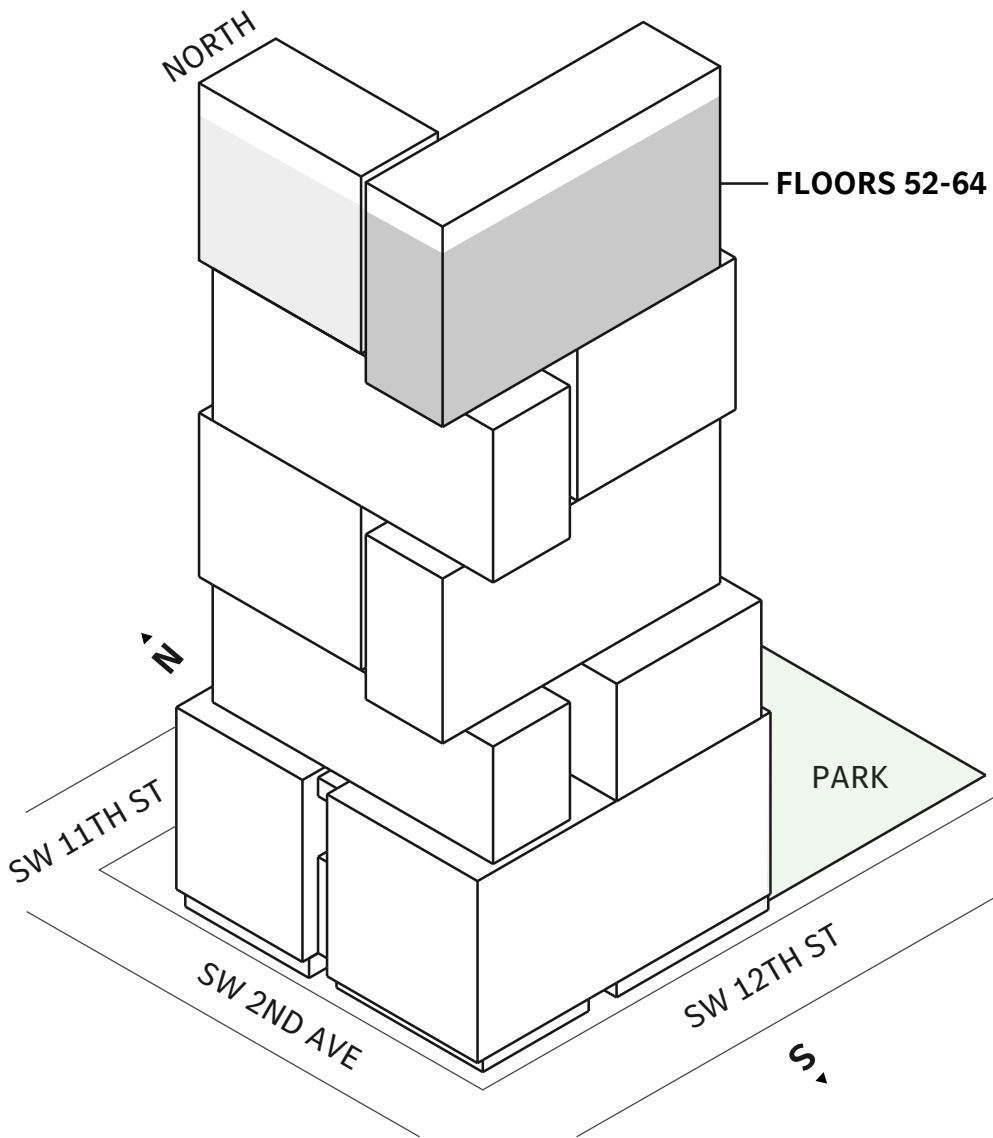
SW 11TH ST



SW 12TH ST

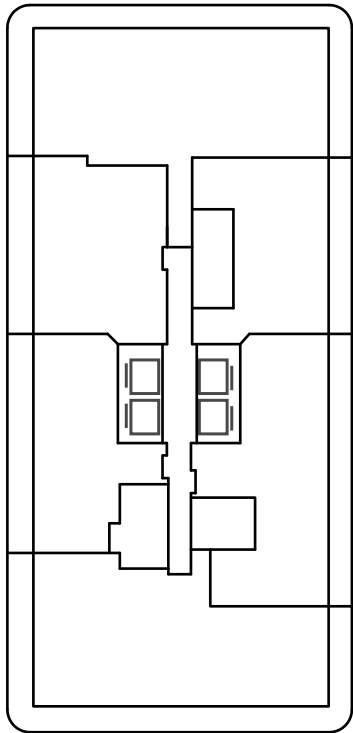


TIER 5 RESIDENCES  
FLOORS 52-64

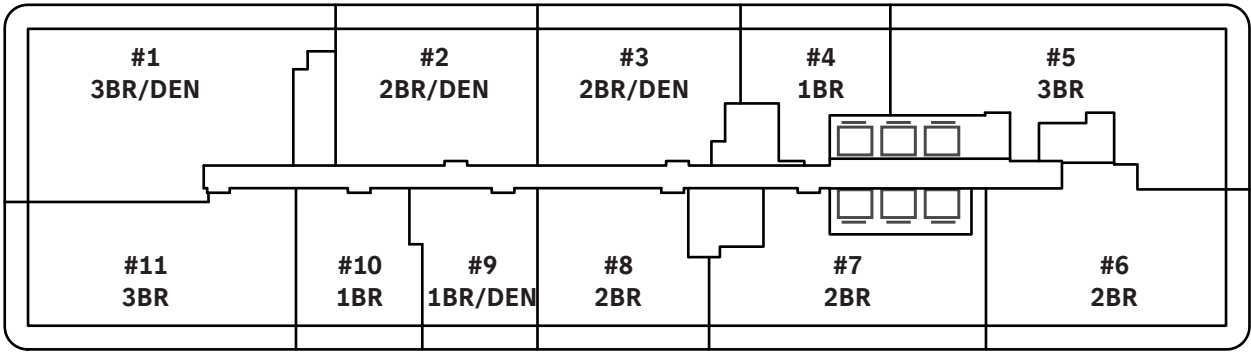


SW 2ND AVE

SW 11TH ST



SOUTHSIDE PARK



SW 12TH ST

MIAMI.MERCEDESSENZPLACES.COM  
Developed by JDS DEVELOPMENT GROUP  
Exclusive Sales & Marketing by SERHANT. NEW DEVELOPMENT.

STATED DIMENSIONS ARE MEASURED TO THE EXTERIOR BOUNDARIES OF THE EXTERIOR WALLS AND THE CENTERLINE OF INTERIOR DEMISING WALLS AND IN FACT VARY FROM THE DIMENSIONS THAT WOULD BE DETERMINED BY USING THE DESCRIPTION AND DEFINITION OF THE "UNIT" SET FORTH IN THE DECLARATION (WHICH GENERALLY ONLY INCLUDES THE INTERIOR AIRSPACE BETWEEN THE PERIMETER WALLS AND EXCLUDES INTERIOR STRUCTURAL COMPONENTS). FOR YOUR REFERENCE, THE AREA OF THE UNIT, DETERMINED IN ACCORDANCE WITH THOSE DEFINED UNIT BOUNDARIES, IS SET FORTH IN EXHIBIT 3 TO THE DECLARATION OF THE CONDOMINIUM. NOTE THAT MEASUREMENTS OF ROOMS SET FORTH ON THIS FLOOR PLAN ARE GENERALLY TAKEN AT THE GREATEST POINTS OF EACH GIVEN ROOM (AS IF THE ROOM WERE A PERFECT RECTANGLE), WITHOUT REGARD FOR ANY CUTOUTS. ACCORDINGLY, THE AREA OF THE ACTUAL ROOM WILL TYPICALLY BE SMALLER THAN THE PRODUCT OBTAINED BY MULTIPLYING THE STATED LENGTH TIMES WIDTH. ALL DIMENSIONS ARE APPROXIMATE AND MAY VARY WITH ACTUAL CONSTRUCTION, AND ALL FLOOR PLANS AND DEVELOPMENT PLANS ARE SUBJECT TO CHANGE.



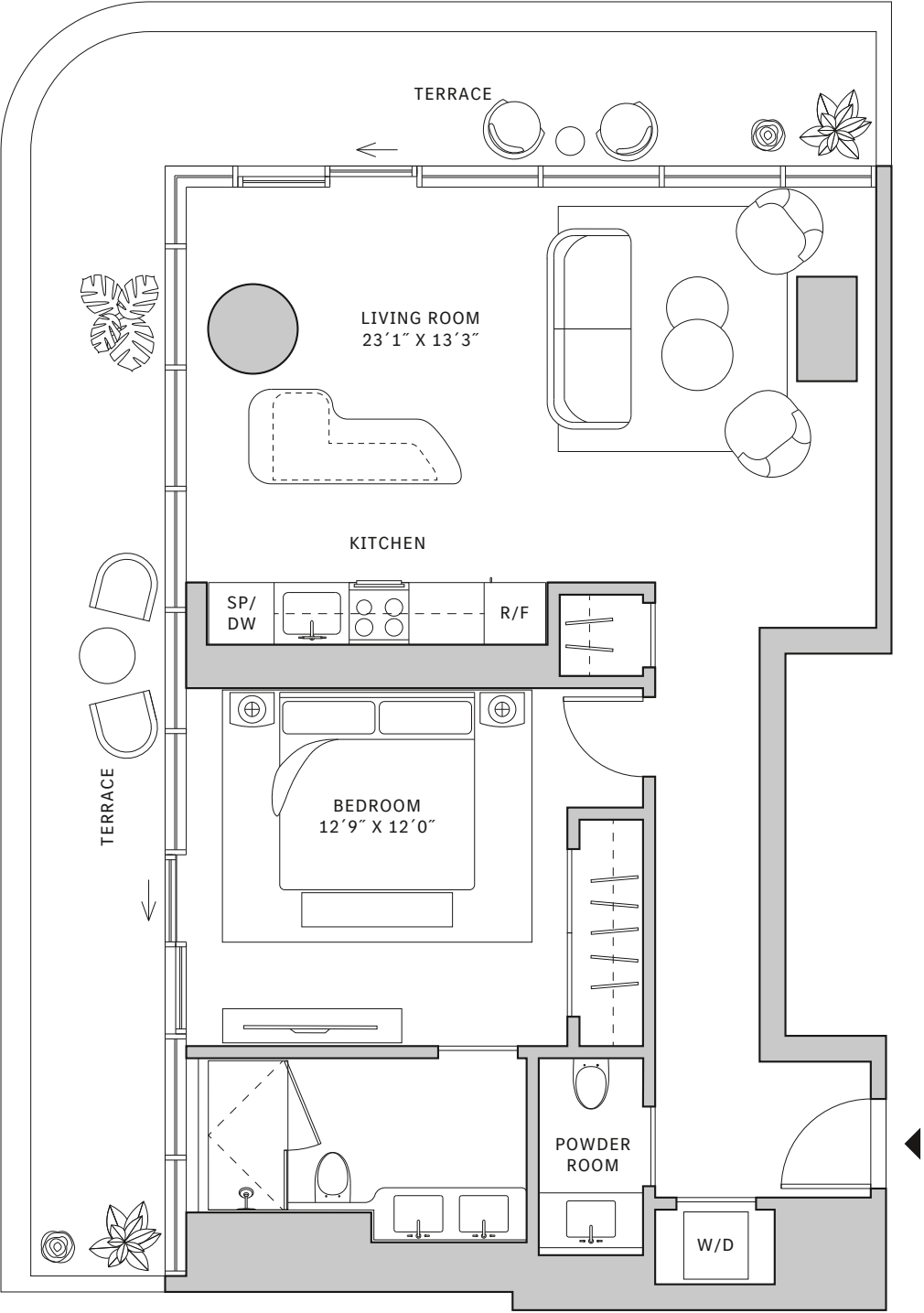
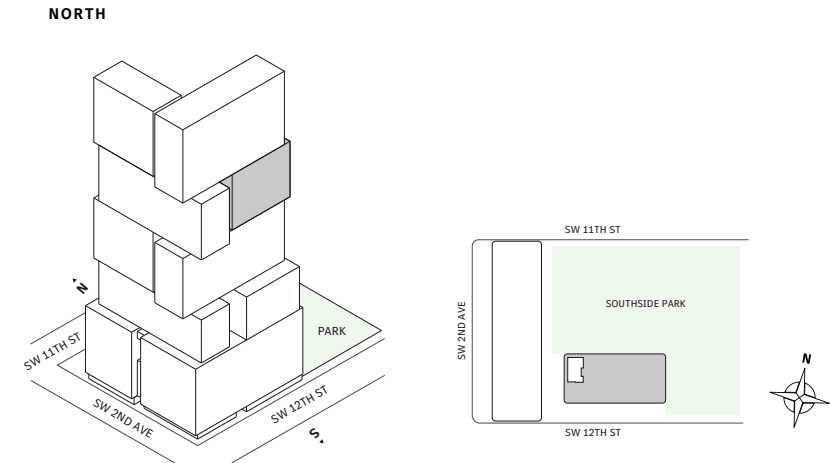
# Residence 01

FLOORS 42-51

- South Tower
- 1 Bedroom
- 1 Bathroom
- 1 Powder Room
- Interior: 872 sq ft
- Terrace: 365 sq ft

## FEATURES

- Corner one-bedroom residence with panoramic West to North exposure
- 10' floor-to-ceiling windows and sliding glass doors with direct access to 5' deep wrap-around terraces



MIAMI.MERCEDESBNZPLACES.COM

Developed by JDS DEVELOPMENT GROUP  
Exclusive Sales & Marketing by SERHANT. NEW DEVELOPMENT.

STATED DIMENSIONS ARE MEASURED TO THE EXTERIOR BOUNDARIES OF THE EXTERIOR WALLS AND THE CENTERLINE OF INTERIOR DEMISING WALLS AND IN FACT VARY FROM THE DIMENSIONS THAT WOULD BE DETERMINED BY USING THE DESCRIPTION AND DEFINITION OF THE "UNIT" SET FORTH IN THE DECLARATION (WHICH GENERALLY ONLY INCLUDES THE INTERIOR AIRSPACE BETWEEN THE PERIMETER WALLS AND EXCLUDES INTERIOR STRUCTURAL COMPONENTS). FOR YOUR REFERENCE, THE AREA OF THE UNIT, DETERMINED IN ACCORDANCE WITH THOSE DEFINED UNIT BOUNDARIES, IS SET FORTH IN EXHIBIT 3 TO THE DECLARATION OF THE CONDOMINIUM. NOTE THAT MEASUREMENTS OF ROOMS SET FORTH ON THIS FLOOR PLAN ARE GENERALLY TAKEN AT THE GREATEST POINTS OF EACH GIVEN ROOM (AS IF THE ROOM WERE A PERFECT RECTANGLE), WITHOUT REGARD FOR ANY CUTOUTS. ACCORDINGLY, THE AREA OF THE ACTUAL ROOM WILL TYPICALLY BE SMALLER THAN THE PRODUCT OBTAINED BY MULTIPLYING THE STATED LENGTH TIMES WIDTH. ALL DIMENSIONS ARE APPROXIMATE AND MAY VARY WITH ACTUAL CONSTRUCTION, AND ALL FLOOR PLANS AND DEVELOPMENT PLANS ARE SUBJECT TO CHANGE.





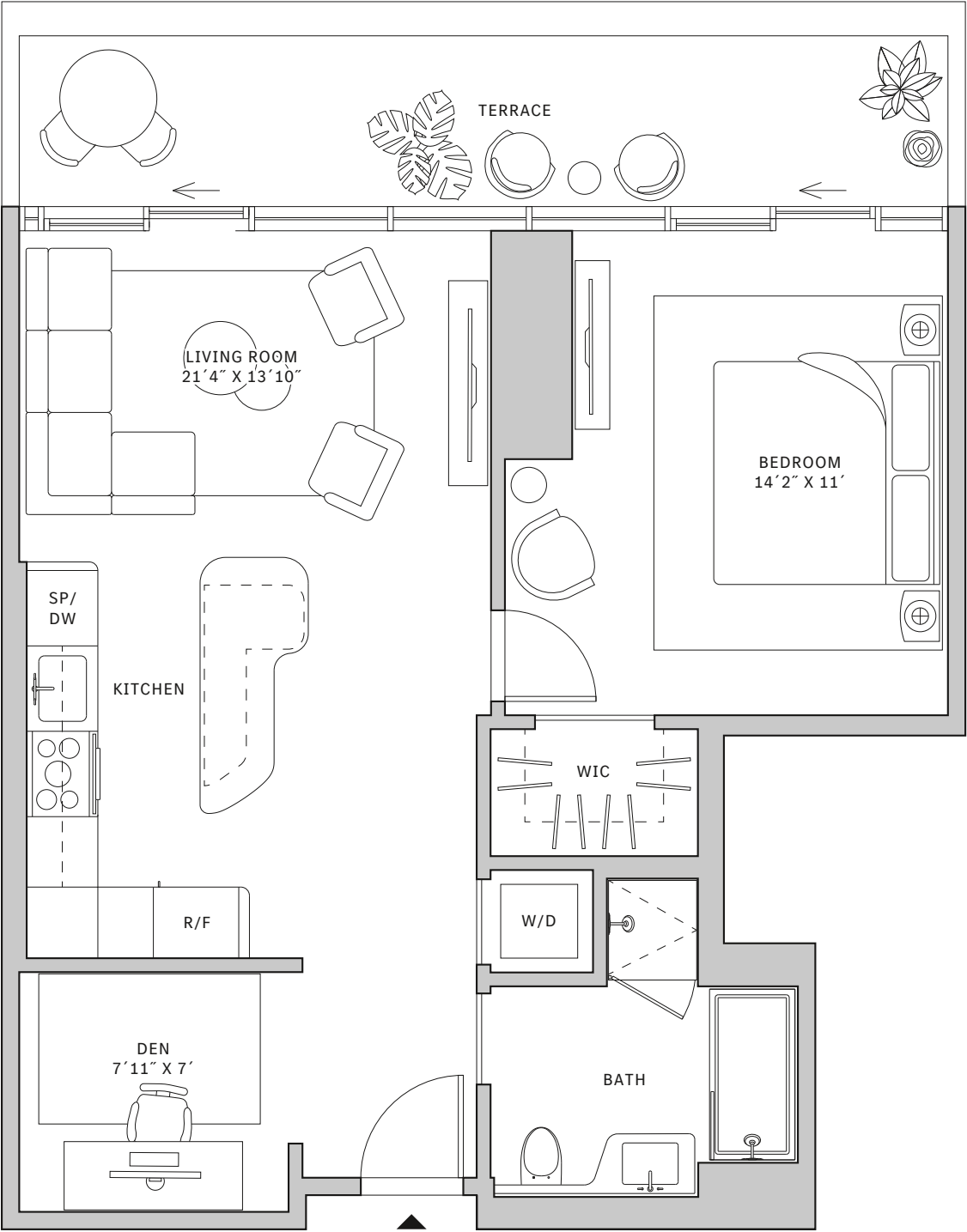
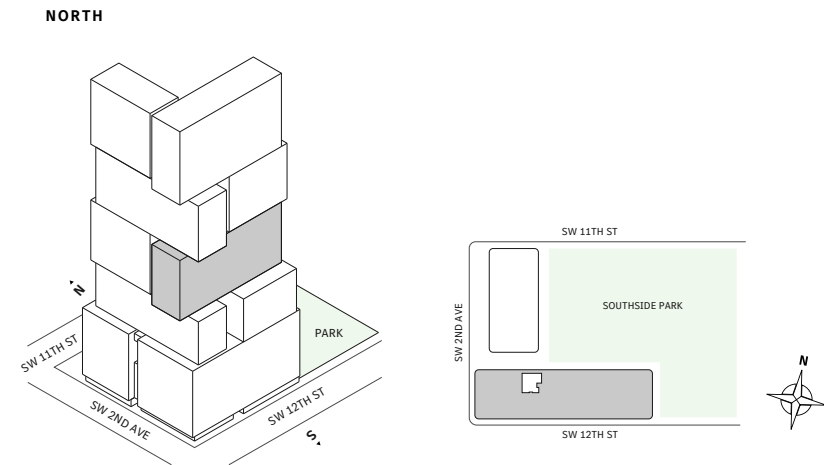
# Residence 02

FLOORS 32-40

- South Tower
- 1 Bedroom
- 1 Bathroom
- 1 Den/Office
- Private Terrace
- Interior: 818 sq ft
- Terrace: 166 sq ft

FEATURES

- One bedroom residence with North exposure
- 10’ floor-to-ceiling windows and sliding glass doors with direct access to 5’ deep terrace



MIAMI.MERCEDESBNZPLACES.COM

Developed by JDS DEVELOPMENT GROUP  
Exclusive Sales & Marketing by SERHANT. NEW DEVELOPMENT.

STATED DIMENSIONS ARE MEASURED TO THE EXTERIOR BOUNDARIES OF THE EXTERIOR WALLS AND THE CENTERLINE OF INTERIOR DEMISING WALLS AND IN FACT VARY FROM THE DIMENSIONS THAT WOULD BE DETERMINED BY USING THE DESCRIPTION AND DEFINITION OF THE "UNIT" SET FORTH IN THE DECLARATION (WHICH GENERALLY ONLY INCLUDES THE INTERIOR AIRSPACE BETWEEN THE PERIMETER WALLS AND EXCLUDES INTERIOR STRUCTURAL COMPONENTS). FOR YOUR REFERENCE, THE AREA OF THE UNIT, DETERMINED IN ACCORDANCE WITH THOSE DEFINED UNIT BOUNDARIES, IS SET FORTH IN EXHIBIT 3 TO THE DECLARATION OF THE CONDOMINIUM. NOTE THAT MEASUREMENTS OF ROOMS SET FORTH ON THIS FLOOR PLAN ARE GENERALLY TAKEN AT THE GREATEST POINTS OF EACH GIVEN ROOM (AS IF THE ROOM WERE A PERFECT RECTANGLE), WITHOUT REGARD FOR ANY CUTOUPS. ACCORDINGLY, THE AREA OF THE ACTUAL ROOM WILL TYPICALLY BE SMALLER THAN THE PRODUCT OBTAINED BY MULTIPLYING THE STATED LENGTH TIMES WIDTH. ALL DIMENSIONS ARE APPROXIMATE AND MAY VARY WITH ACTUAL CONSTRUCTION, AND ALL FLOOR PLANS AND DEVELOPMENT PLANS ARE SUBJECT TO CHANGE.



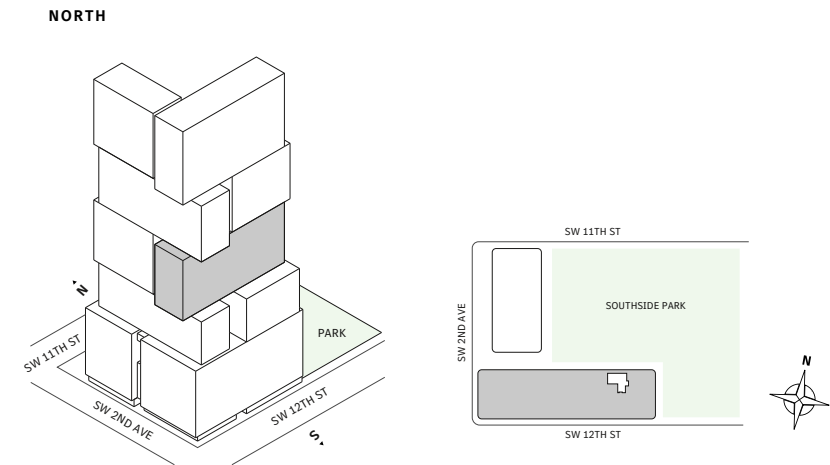
# Residence 08

FLOORS 32-40

- South Tower
- 1 Bedroom
- 1 Bathroom
- Interior: 747 sq ft
- Terrace: 163 sq ft

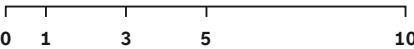
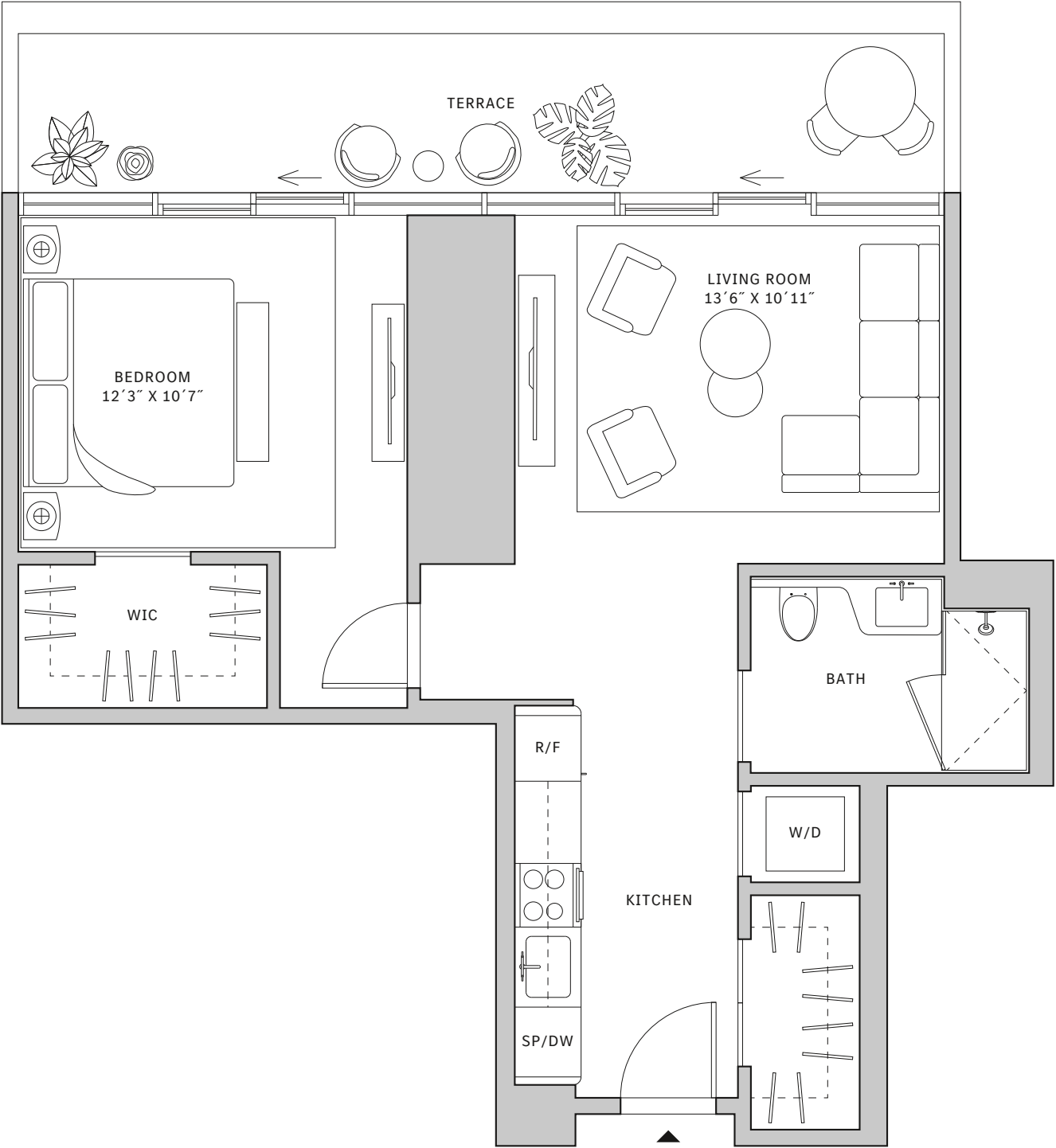
## FEATURES

- One bedroom residence with North exposure
- 10' floor-to-ceiling windows and sliding glass doors with direct access to 5' deep terrace



MIAMI.MERCEDESBNZPLACES.COM

Developed by JDS DEVELOPMENT GROUP  
Exclusive Sales & Marketing by SERHANT. NEW DEVELOPMENT.



STATED DIMENSIONS ARE MEASURED TO THE EXTERIOR BOUNDARIES OF THE EXTERIOR WALLS AND THE CENTERLINE OF INTERIOR DEMISING WALLS AND IN FACT VARY FROM THE DIMENSIONS THAT WOULD BE DETERMINED BY USING THE DESCRIPTION AND DEFINITION OF THE "UNIT" SET FORTH IN THE DECLARATION (WHICH GENERALLY ONLY INCLUDES THE INTERIOR AIRSPACE BETWEEN THE PERIMETER WALLS AND EXCLUDES INTERIOR STRUCTURAL COMPONENTS). FOR YOUR REFERENCE, THE AREA OF THE UNIT, DETERMINED IN ACCORDANCE WITH THOSE DEFINED UNIT BOUNDARIES, IS SET FORTH IN EXHIBIT 3 TO THE DECLARATION OF THE CONDOMINIUM. NOTE THAT MEASUREMENTS OF ROOMS SET FORTH ON THIS FLOOR PLAN ARE GENERALLY TAKEN AT THE GREATEST POINTS OF EACH GIVEN ROOM (AS IF THE ROOM WERE A PERFECT RECTANGLE), WITHOUT REGARD FOR ANY CUTOUTS. ACCORDINGLY, THE AREA OF THE ACTUAL ROOM WILL TYPICALLY BE SMALLER THAN THE PRODUCT OBTAINED BY MULTIPLYING THE STATED LENGTH TIMES WIDTH. ALL DIMENSIONS ARE APPROXIMATE AND MAY VARY WITH ACTUAL CONSTRUCTION, AND ALL FLOOR PLANS AND DEVELOPMENT PLANS ARE SUBJECT TO CHANGE.



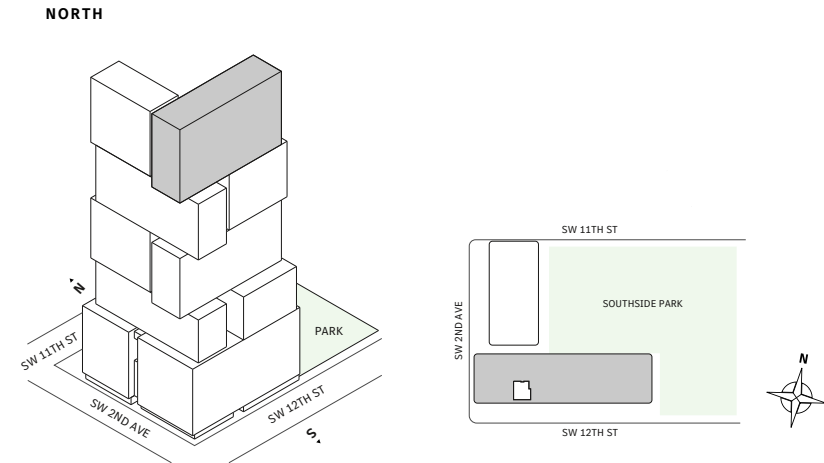
# Residence 10

FLOOR 53-65

- South Tower
- 1 Bedroom
- 1 Bathroom
- Interior: 803 sq ft
- Terrace: 154 sq ft

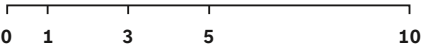
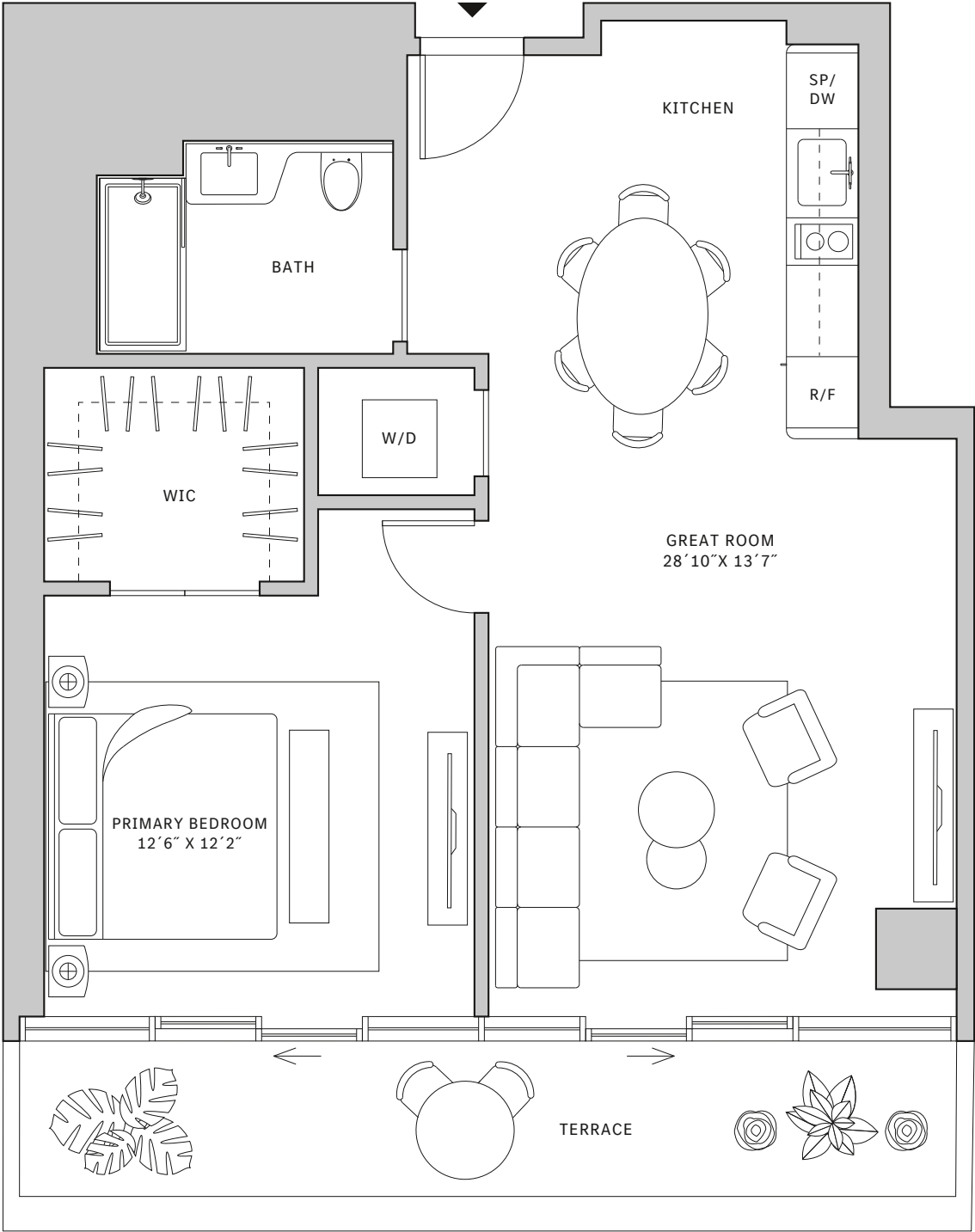
## FEATURES

- One bedroom residence with South exposure
- 10' floor-to-ceiling windows and sliding glass doors with direct access to 5' deep wrap-around terraces



MIAMI.MERCEDESBNZPLACES.COM

Developed by JDS DEVELOPMENT GROUP  
Exclusive Sales & Marketing by SERHANT. NEW DEVELOPMENT.





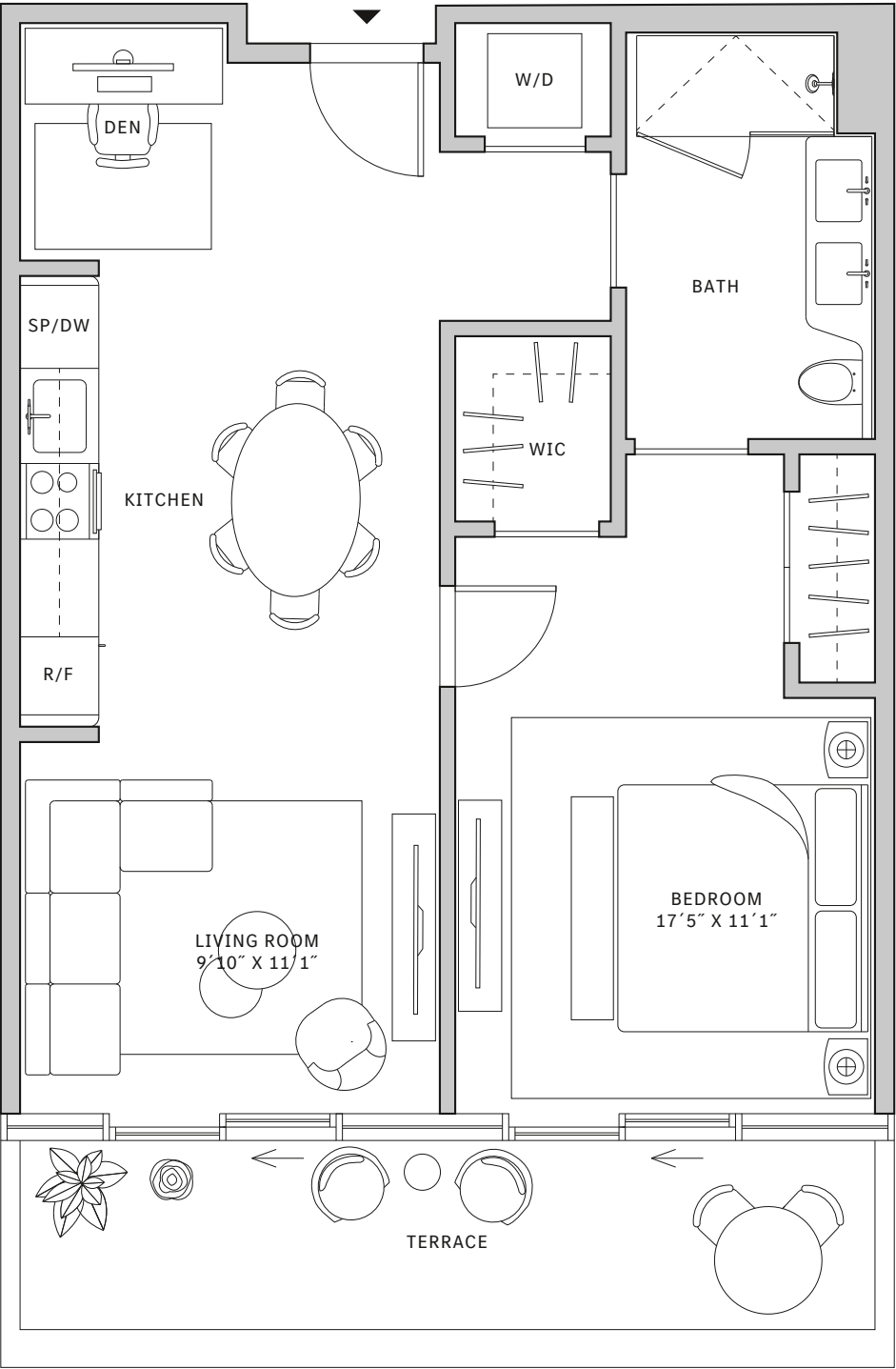
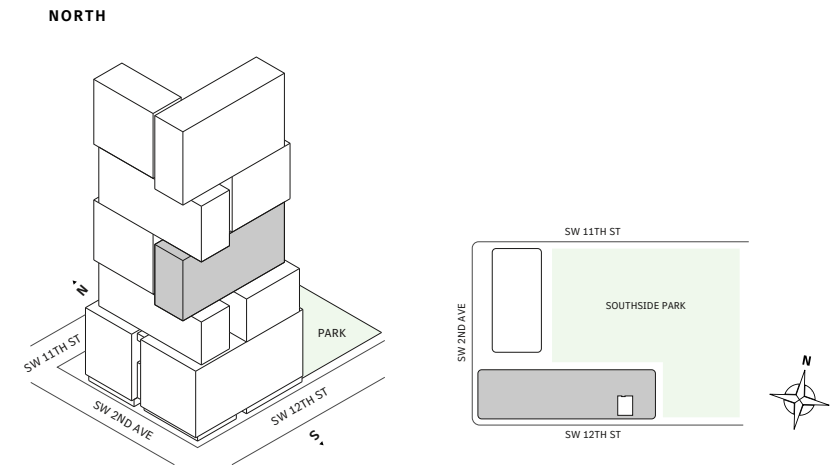
# Residence 11

FLOORS 32-40

- South Tower
- 1 Bedroom
- 1 Bathroom
- 1 Den/Office
- Interior: 728 sq ft
- Terrace: 127 sq ft

## FEATURES

- One bedroom residence with South exposure
- 10' floor-to-ceiling windows and sliding glass doors with direct access to 5' deep terrace



MIAMI.MERCEDESBNZPLACES.COM

Developed by JDS DEVELOPMENT GROUP  
Exclusive Sales & Marketing by SERHANT. NEW DEVELOPMENT.



STATED DIMENSIONS ARE MEASURED TO THE EXTERIOR BOUNDARIES OF THE EXTERIOR WALLS AND THE CENTERLINE OF INTERIOR DEMISING WALLS AND IN FACT VARY FROM THE DIMENSIONS THAT WOULD BE DETERMINED BY USING THE DESCRIPTION AND DEFINITION OF THE "UNIT" SET FORTH IN THE DECLARATION (WHICH GENERALLY ONLY INCLUDES THE INTERIOR AIRSPACE BETWEEN THE PERIMETER WALLS AND EXCLUDES INTERIOR STRUCTURAL COMPONENTS). FOR YOUR REFERENCE, THE AREA OF THE UNIT, DETERMINED IN ACCORDANCE WITH THOSE DEFINED UNIT BOUNDARIES, IS SET FORTH IN EXHIBIT 3 TO THE DECLARATION OF THE CONDOMINIUM. NOTE THAT MEASUREMENTS OF ROOMS SET FORTH ON THIS FLOOR PLAN ARE GENERALLY TAKEN AT THE GREATEST POINTS OF EACH GIVEN ROOM (AS IF THE ROOM WERE A PERFECT RECTANGLE), WITHOUT REGARD FOR ANY CUTOUTS. ACCORDINGLY, THE AREA OF THE ACTUAL ROOM WILL TYPICALLY BE SMALLER THAN THE PRODUCT OBTAINED BY MULTIPLYING THE STATED LENGTH TIMES WIDTH. ALL DIMENSIONS ARE APPROXIMATE AND MAY VARY WITH ACTUAL CONSTRUCTION, AND ALL FLOOR PLANS AND DEVELOPMENT PLANS ARE SUBJECT TO CHANGE.



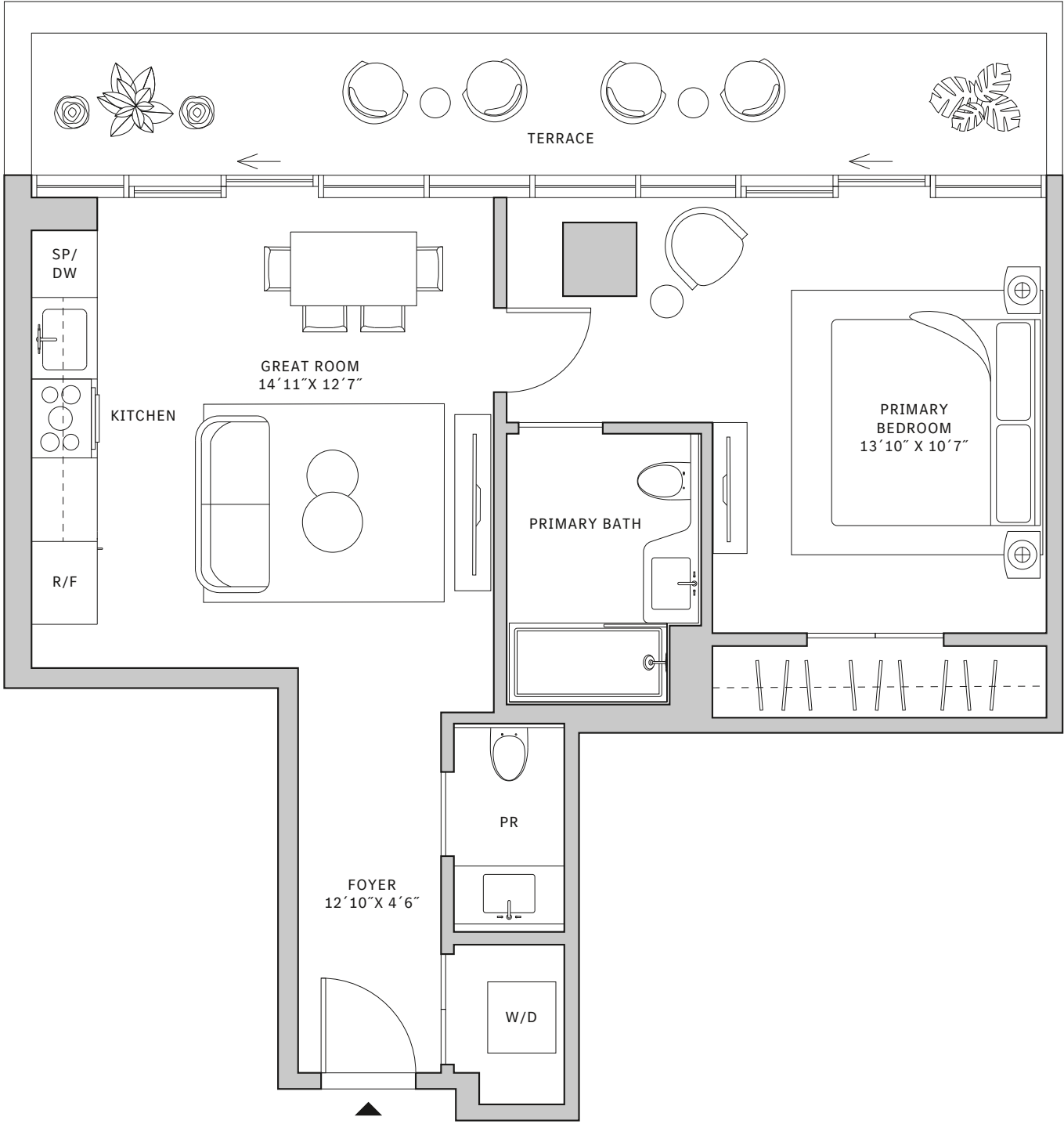
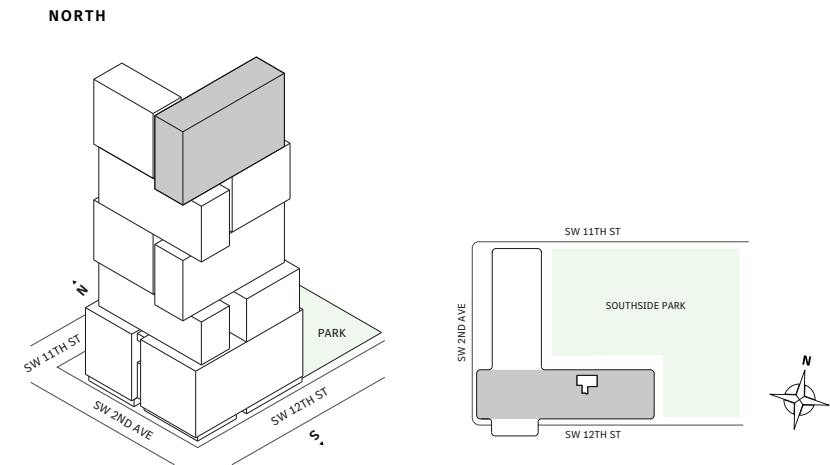
# Residence 04

FLOOR 52

- South Tower
- 1 Bedroom
- 1 Bathroom
- 1 Powder Room
- Interior: 725 sq ft
- Terrace: 182 sq ft

FEATURES

- One bedroom residence with North exposure
- 10' floor-to-ceiling windows and sliding glass doors with direct access to 5' deep wrap-around terraces



MIAMI.MERCEDESBNZPLACES.COM

Developed by JDS DEVELOPMENT GROUP  
Exclusive Sales & Marketing by SERHANT. NEW DEVELOPMENT.

STATED DIMENSIONS ARE MEASURED TO THE EXTERIOR BOUNDARIES OF THE EXTERIOR WALLS AND THE CENTERLINE OF INTERIOR DEMISING WALLS AND IN FACT VARY FROM THE DIMENSIONS THAT WOULD BE DETERMINED BY USING THE DESCRIPTION AND DEFINITION OF THE "UNIT" SET FORTH IN THE DECLARATION (WHICH GENERALLY ONLY INCLUDES THE INTERIOR AIRSPACE BETWEEN THE PERIMETER WALLS AND EXCLUDES INTERIOR STRUCTURAL COMPONENTS). FOR YOUR REFERENCE, THE AREA OF THE UNIT, DETERMINED IN ACCORDANCE WITH THOSE DEFINED UNIT BOUNDARIES, IS SET FORTH IN EXHIBIT 3 TO THE DECLARATION OF THE CONDOMINIUM. NOTE THAT MEASUREMENTS OF ROOMS SET FORTH ON THIS FLOOR PLAN ARE GENERALLY TAKEN AT THE GREATEST POINTS OF EACH GIVEN ROOM (AS IF THE ROOM WERE A PERFECT RECTANGLE), WITHOUT REGARD FOR ANY CUTOUTS. ACCORDINGLY, THE AREA OF THE ACTUAL ROOM WILL TYPICALLY BE SMALLER THAN THE PRODUCT OBTAINED BY MULTIPLYING THE STATED LENGTH TIMES WIDTH. ALL DIMENSIONS ARE APPROXIMATE AND MAY VARY WITH ACTUAL CONSTRUCTION, AND ALL FLOOR PLANS AND DEVELOPMENT PLANS ARE SUBJECT TO CHANGE.



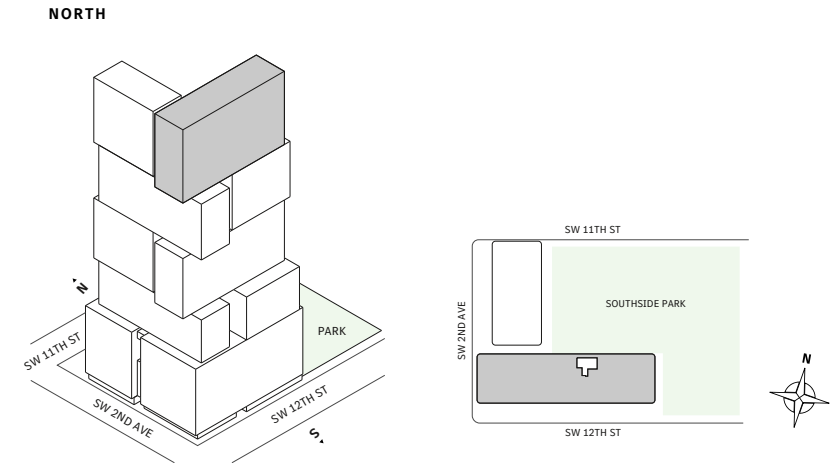
# Residence 04

FLOOR 53-65

- South Tower
- 1 Bedroom
- 1 Bathroom
- Interior: 725 sq ft
- Terrace: 182 sq ft


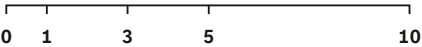
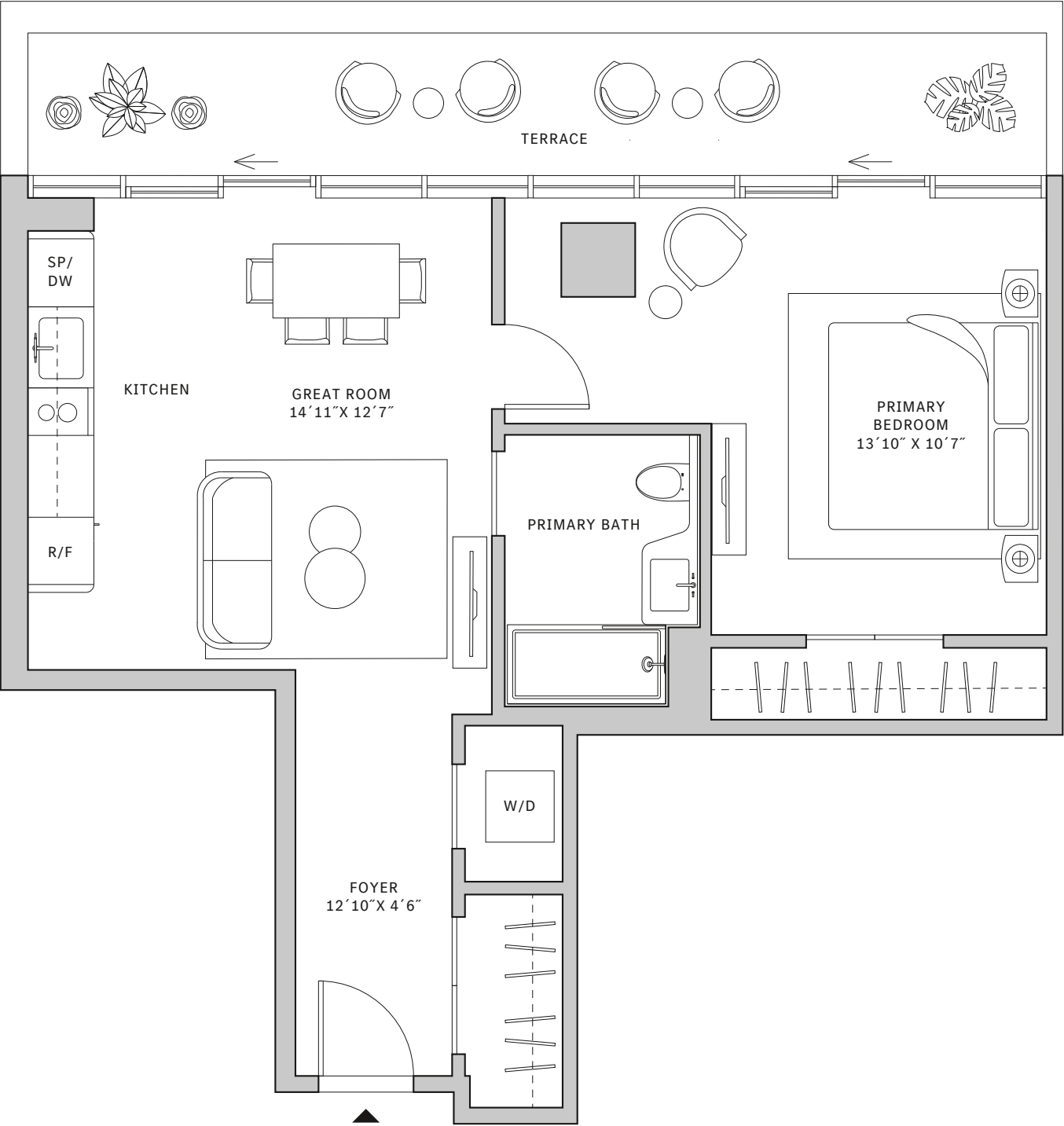
## FEATURES

- One bedroom residence with North exposure
- 10' floor-to-ceiling windows and sliding glass doors with direct access to 5' deep wrap-around terraces



MIAMI.MERCEDESBNZPLACES.COM

Developed by JDS DEVELOPMENT GROUP  
Exclusive Sales & Marketing by SERHANT. NEW DEVELOPMENT.





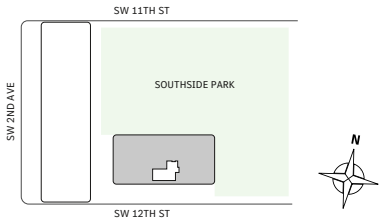
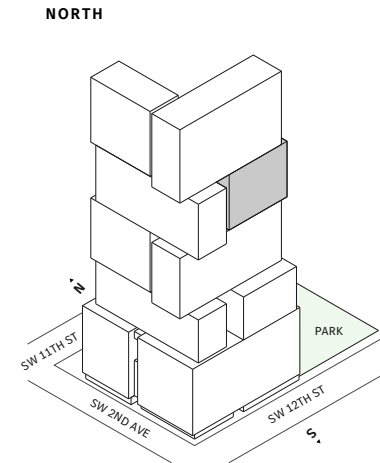
# Residence 06

FLOOR 42-51

- South Tower
- 1 Bedroom
- 1 Bathroom
- 1 Den/Office
- Interior: 938 sq ft
- Terrace: 193 sq ft

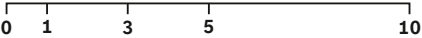
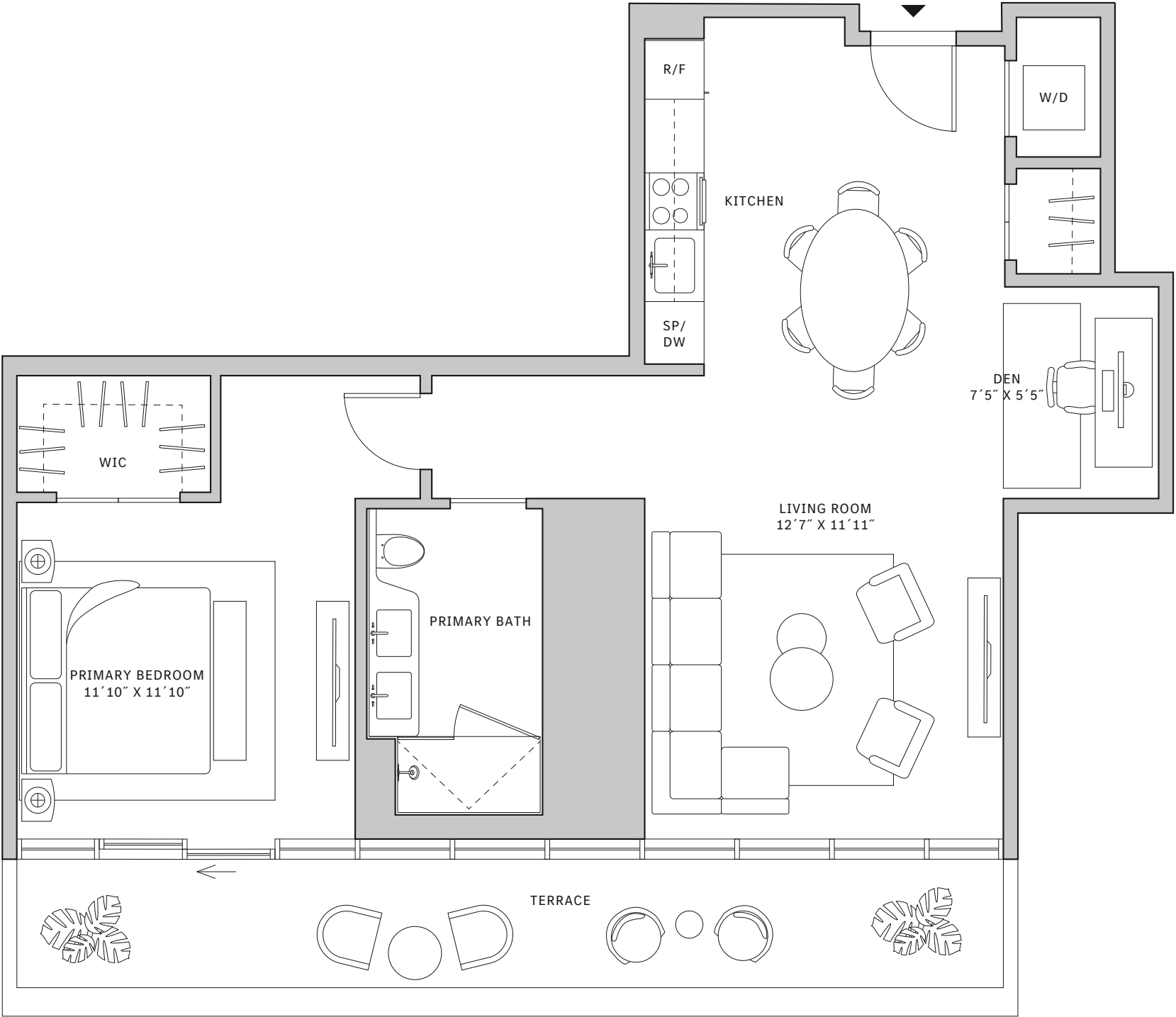
FEATURES

- One bedroom residence with South exposure
- 10' floor-to-ceiling windows and sliding glass doors with direct access to 5' deep wrap-around terraces



MIAMI.MERCEDESSENZPLACES.COM

Developed by JDS DEVELOPMENT GROUP  
Exclusive Sales & Marketing by SERHANT. NEW DEVELOPMENT.



STATED DIMENSIONS ARE MEASURED TO THE EXTERIOR BOUNDARIES OF THE EXTERIOR WALLS AND THE CENTERLINE OF INTERIOR DEMISING WALLS AND IN FACT VARY FROM THE DIMENSIONS THAT WOULD BE DETERMINED BY USING THE DESCRIPTION AND DEFINITION OF THE "UNIT" SET FORTH IN THE DECLARATION (WHICH GENERALLY ONLY INCLUDES THE INTERIOR AIRSPACE BETWEEN THE PERIMETER WALLS AND EXCLUDES INTERIOR STRUCTURAL COMPONENTS). FOR YOUR REFERENCE, THE AREA OF THE UNIT, DETERMINED IN ACCORDANCE WITH THOSE DEFINED UNIT BOUNDARIES, IS SET FORTH IN EXHIBIT 3 TO THE DECLARATION OF THE CONDOMINIUM. NOTE THAT MEASUREMENTS OF ROOMS SET FORTH ON THIS FLOOR PLAN ARE GENERALLY TAKEN AT THE GREATEST POINTS OF EACH GIVEN ROOM (AS IF THE ROOM WERE A PERFECT RECTANGLE), WITHOUT REGARD FOR ANY CUTOUTS. ACCORDINGLY, THE AREA OF THE ACTUAL ROOM WILL TYPICALLY BE SMALLER THAN THE PRODUCT OBTAINED BY MULTIPLYING THE STATED LENGTH TIMES WIDTH. ALL DIMENSIONS ARE APPROXIMATE AND MAY VARY WITH ACTUAL CONSTRUCTION, AND ALL FLOOR PLANS AND DEVELOPMENT PLANS ARE SUBJECT TO CHANGE.



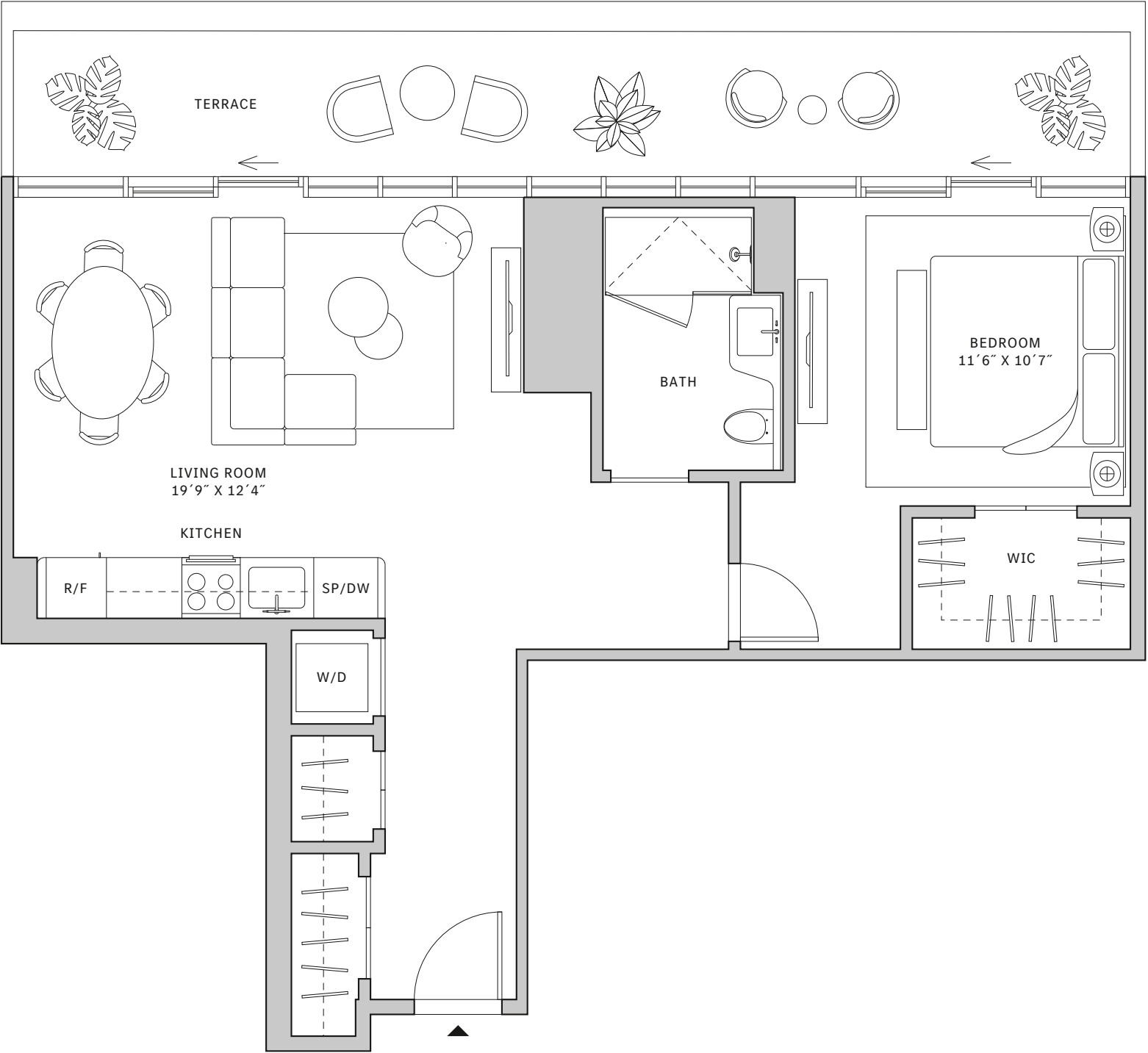
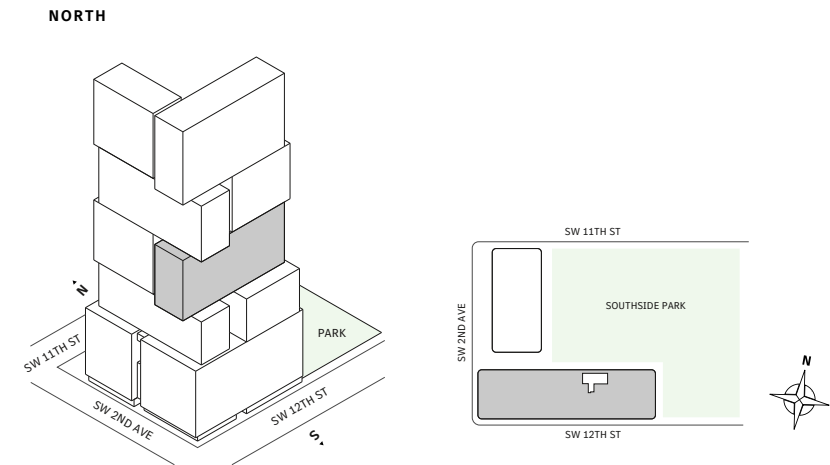
# Residence 07

FLOORS 32-40

- South Tower
- 1 Bedroom
- 1 Bathroom
- Interior: 830 sq ft
- Terrace: 213 sq ft

## FEATURES

- One bedroom residence with North exposure
- 10' floor-to-ceiling windows and sliding glass doors with direct access to 5' deep terrace



MIAMI.MERCEDESBNZPLACES.COM

Developed by JDS DEVELOPMENT GROUP  
Exclusive Sales & Marketing by SERHANT. NEW DEVELOPMENT.

0 1 3 5 10







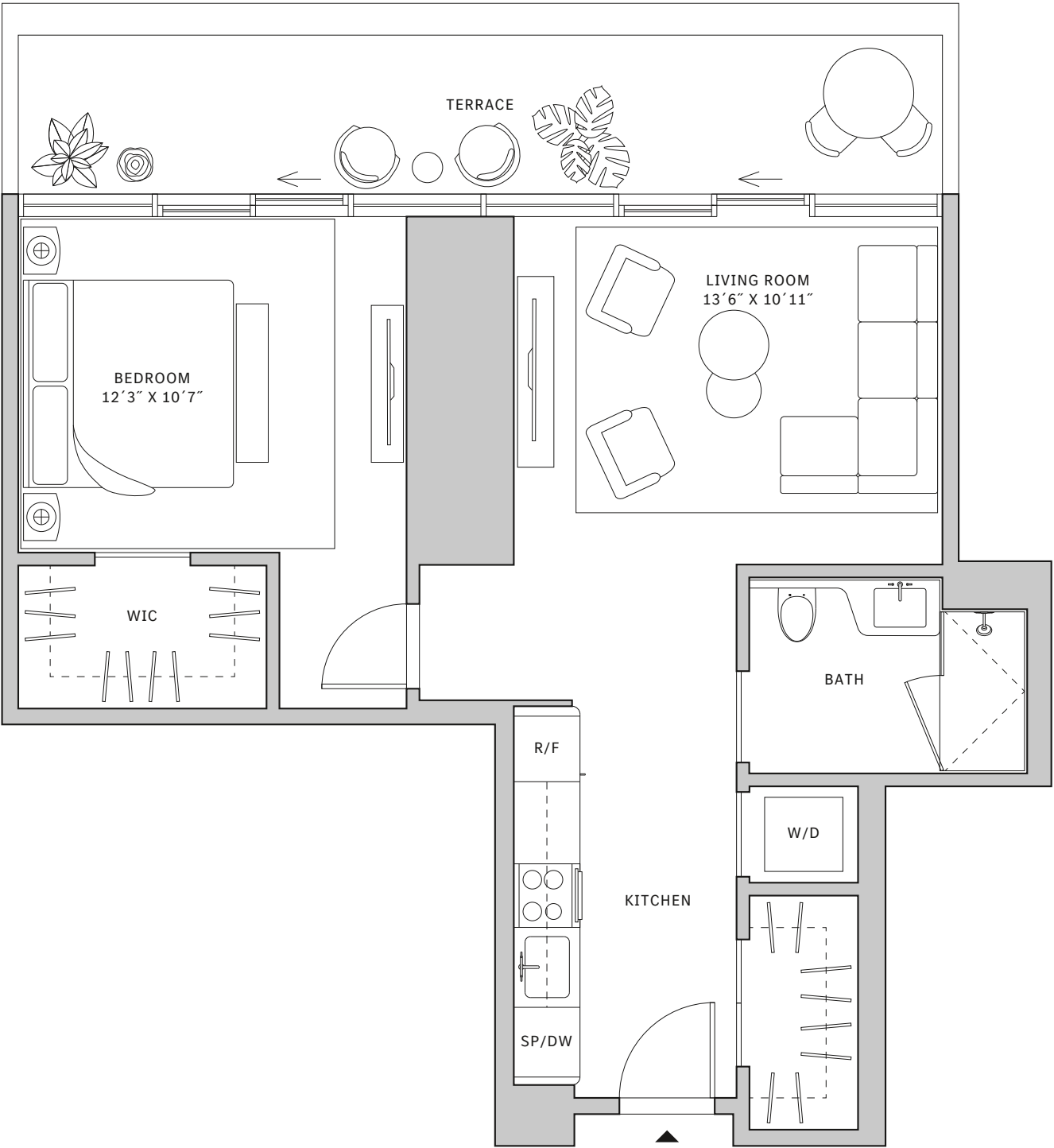
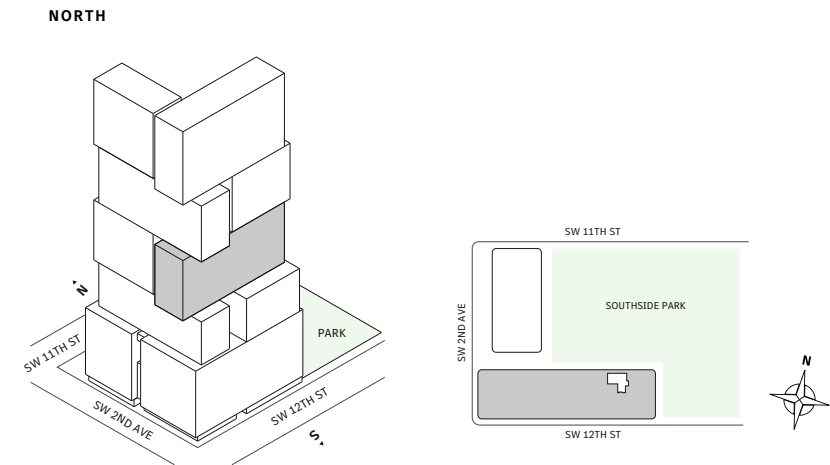
# Residence 08

FLOORS 32-40

- South Tower
- 1 Bedroom
- 1 Bathroom
- Interior: 747 sq ft
- Terrace: 163 sq ft


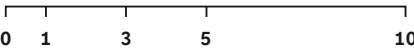
FEATURES

- One bedroom residence with North exposure
- 10’ floor-to-ceiling windows and sliding glass doors with direct access to 5’ deep terrace



MIAMI.MERCEDESBNZPLACES.COM

Developed by JDS DEVELOPMENT GROUP  
Exclusive Sales & Marketing by SERHANT. NEW DEVELOPMENT.



STATED DIMENSIONS ARE MEASURED TO THE EXTERIOR BOUNDARIES OF THE EXTERIOR WALLS AND THE CENTERLINE OF INTERIOR DEMISING WALLS AND IN FACT VARY FROM THE DIMENSIONS THAT WOULD BE DETERMINED BY USING THE DESCRIPTION AND DEFINITION OF THE "UNIT" SET FORTH IN THE DECLARATION (WHICH GENERALLY ONLY INCLUDES THE INTERIOR AIRSPACE BETWEEN THE PERIMETER WALLS AND EXCLUDES INTERIOR STRUCTURAL COMPONENTS). FOR YOUR REFERENCE, THE AREA OF THE UNIT, DETERMINED IN ACCORDANCE WITH THOSE DEFINED UNIT BOUNDARIES, IS SET FORTH IN EXHIBIT 3 TO THE DECLARATION OF THE CONDOMINIUM. NOTE THAT MEASUREMENTS OF ROOMS SET FORTH ON THIS FLOOR PLAN ARE GENERALLY TAKEN AT THE GREATEST POINTS OF EACH GIVEN ROOM (AS IF THE ROOM WERE A PERFECT RECTANGLE), WITHOUT REGARD FOR ANY CUTOUTS. ACCORDINGLY, THE AREA OF THE ACTUAL ROOM WILL TYPICALLY BE SMALLER THAN THE PRODUCT OBTAINED BY MULTIPLYING THE STATED LENGTH TIMES WIDTH. ALL DIMENSIONS ARE APPROXIMATE AND MAY VARY WITH ACTUAL CONSTRUCTION, AND ALL FLOOR PLANS AND DEVELOPMENT PLANS ARE SUBJECT TO CHANGE.



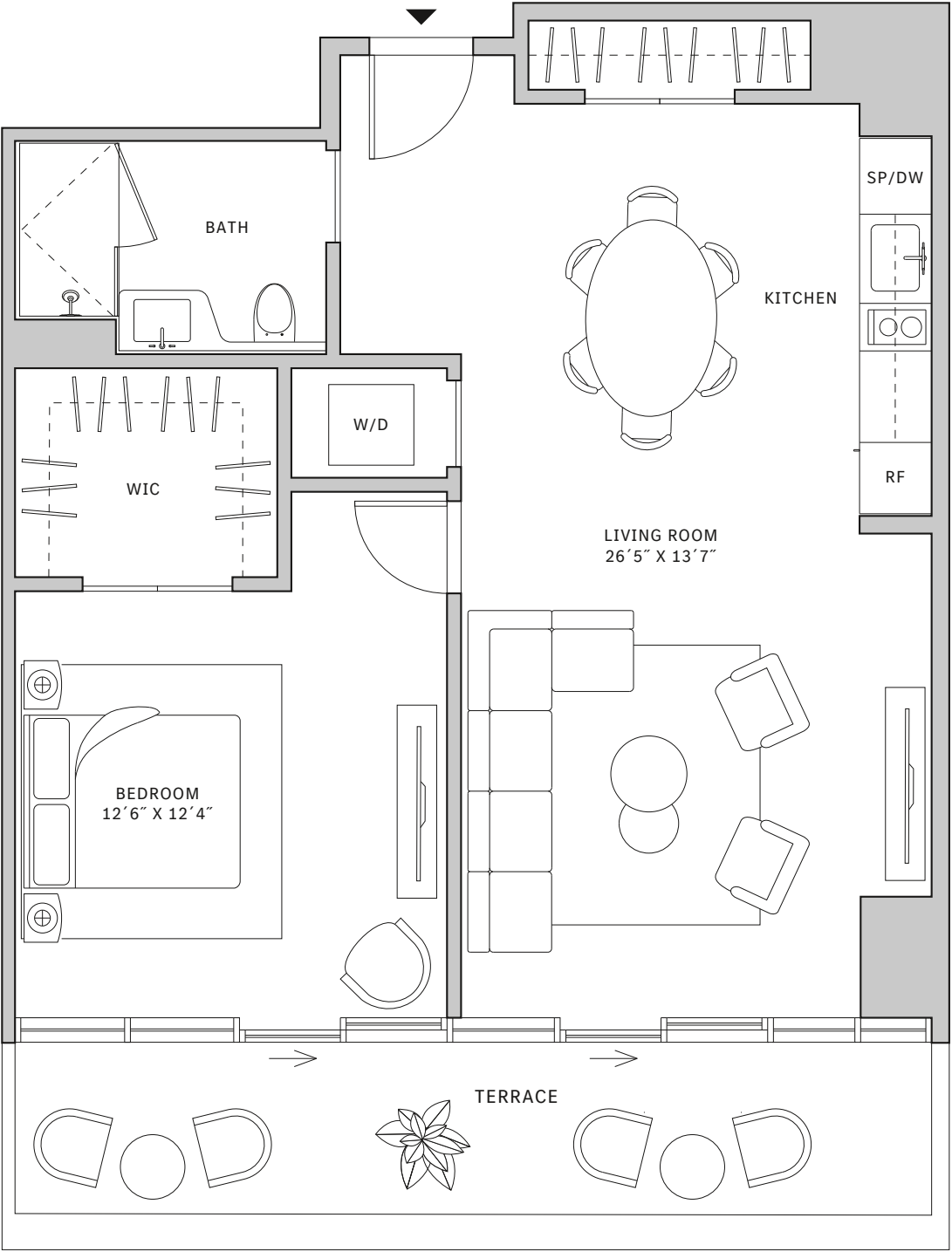
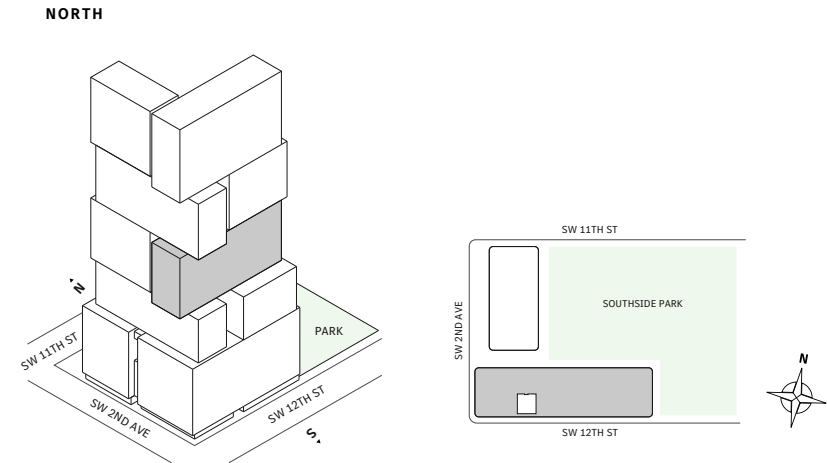
# Residence 15

FLOORS 32-40

- South Tower
- 1 Bedroom
- 1 Bathroom
- Interior: 855 sq ft
- Terrace: 156 sq ft

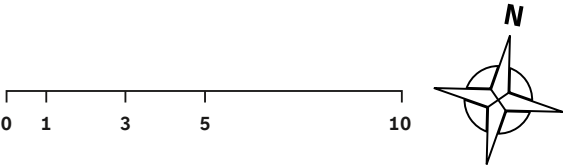
FEATURES

- One bedroom residence with South exposure
- 10’ floor-to-ceiling windows and sliding glass doors with direct access to 5’ deep terrace



MIAMI.MERCEDESBNZPLACES.COM

Developed by JDS DEVELOPMENT GROUP  
Exclusive Sales & Marketing by SERHANT. NEW DEVELOPMENT.



STATED DIMENSIONS ARE MEASURED TO THE EXTERIOR BOUNDARIES OF THE EXTERIOR WALLS AND THE CENTERLINE OF INTERIOR DEMISING WALLS AND IN FACT VARY FROM THE DIMENSIONS THAT WOULD BE DETERMINED BY USING THE DESCRIPTION AND DEFINITION OF THE "UNIT" SET FORTH IN THE DECLARATION (WHICH GENERALLY ONLY INCLUDES THE INTERIOR AIRSPACE BETWEEN THE PERIMETER WALLS AND EXCLUDES INTERIOR STRUCTURAL COMPONENTS). FOR YOUR REFERENCE, THE AREA OF THE UNIT, DETERMINED IN ACCORDANCE WITH THOSE DEFINED UNIT BOUNDARIES, IS SET FORTH IN EXHIBIT 3 TO THE DECLARATION OF THE CONDOMINIUM. NOTE THAT MEASUREMENTS OF ROOMS SET FORTH ON THIS FLOOR PLAN ARE GENERALLY TAKEN AT THE GREATEST POINTS OF EACH GIVEN ROOM (AS IF THE ROOM WERE A PERFECT RECTANGLE), WITHOUT REGARD FOR ANY CUTOUTS. ACCORDINGLY, THE AREA OF THE ACTUAL ROOM WILL TYPICALLY BE SMALLER THAN THE PRODUCT OBTAINED BY MULTIPLYING THE STATED LENGTH TIMES WIDTH. ALL DIMENSIONS ARE APPROXIMATE AND MAY VARY WITH ACTUAL CONSTRUCTION, AND ALL FLOOR PLANS AND DEVELOPMENT PLANS ARE SUBJECT TO CHANGE.



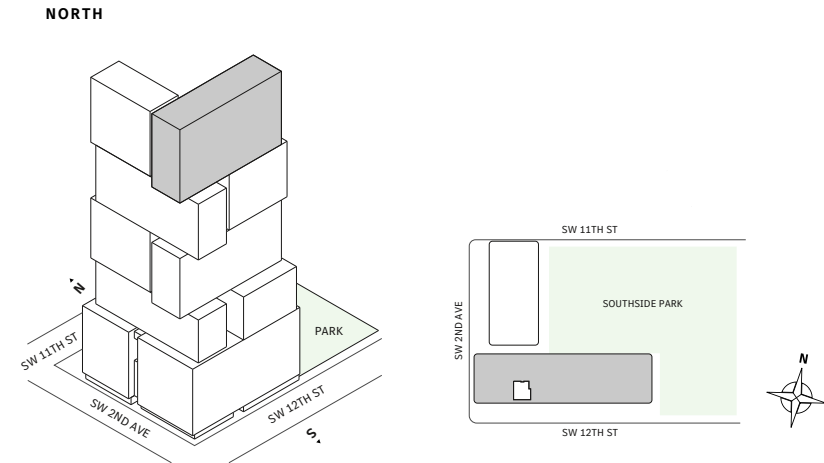
# Residence 10

FLOOR 53-65

- South Tower
- 1 Bedroom
- 1 Bathroom
- Interior: 803 sq ft
- Terrace: 154 sq ft

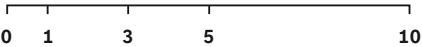
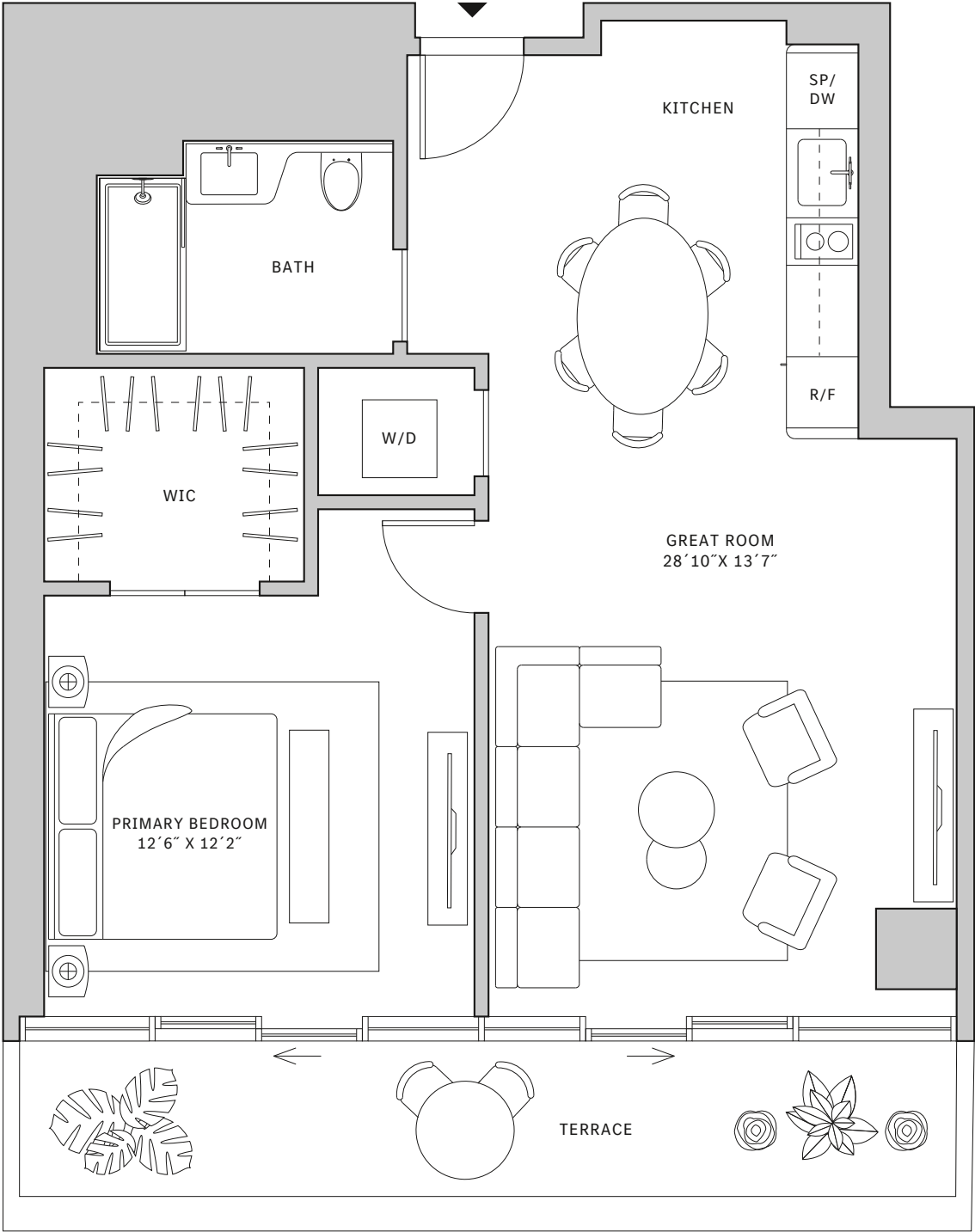
## FEATURES

- One bedroom residence with South exposure
- 10' floor-to-ceiling windows and sliding glass doors with direct access to 5' deep wrap-around terraces



MIAMI.MERCEDESBNZPLACES.COM

Developed by JDS DEVELOPMENT GROUP  
Exclusive Sales & Marketing by SERHANT. NEW DEVELOPMENT.



STATED DIMENSIONS ARE MEASURED TO THE EXTERIOR BOUNDARIES OF THE EXTERIOR WALLS AND THE CENTERLINE OF INTERIOR DEMISING WALLS AND IN FACT VARY FROM THE DIMENSIONS THAT WOULD BE DETERMINED BY USING THE DESCRIPTION AND DEFINITION OF THE "UNIT" SET FORTH IN THE DECLARATION (WHICH GENERALLY ONLY INCLUDES THE INTERIOR AIRSPACE BETWEEN THE PERIMETER WALLS AND EXCLUDES INTERIOR STRUCTURAL COMPONENTS). FOR YOUR REFERENCE, THE AREA OF THE UNIT, DETERMINED IN ACCORDANCE WITH THOSE DEFINED UNIT BOUNDARIES, IS SET FORTH IN EXHIBIT 3 TO THE DECLARATION OF THE CONDOMINIUM. NOTE THAT MEASUREMENTS OF ROOMS SET FORTH ON THIS FLOOR PLAN ARE GENERALLY TAKEN AT THE GREATEST POINTS OF EACH GIVEN ROOM (AS IF THE ROOM WERE A PERFECT RECTANGLE), WITHOUT REGARD FOR ANY CUTOUTS. ACCORDINGLY, THE AREA OF THE ACTUAL ROOM WILL TYPICALLY BE SMALLER THAN THE PRODUCT OBTAINED BY MULTIPLYING THE STATED LENGTH TIMES WIDTH. ALL DIMENSIONS ARE APPROXIMATE AND MAY VARY WITH ACTUAL CONSTRUCTION, AND ALL FLOOR PLANS AND DEVELOPMENT PLANS ARE SUBJECT TO CHANGE.



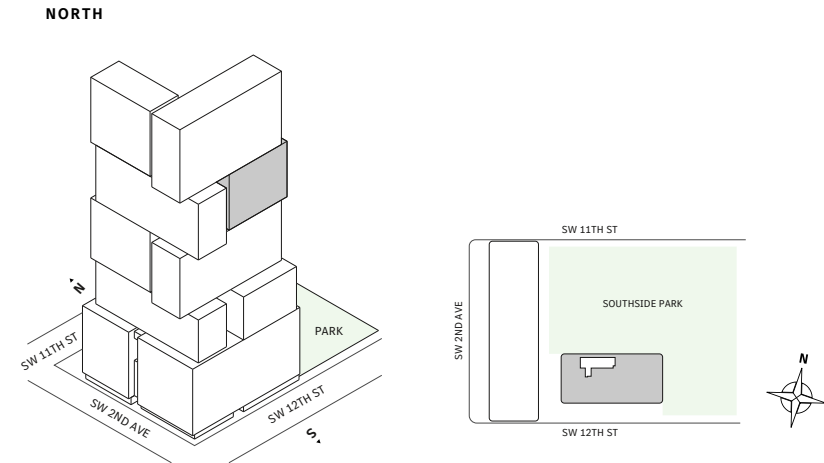
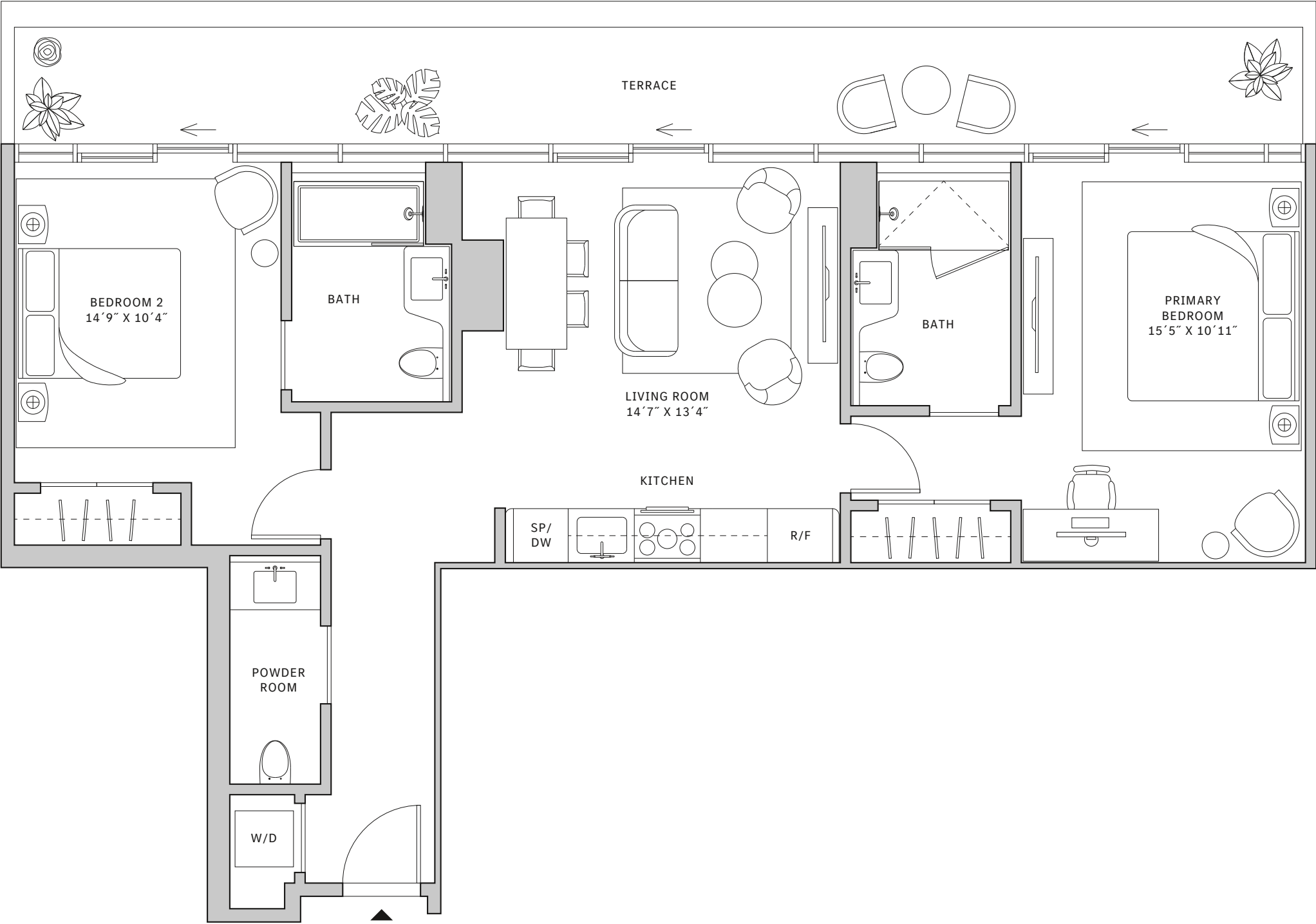
# Residence 02

FLOORS 42-51

- South Tower
- 2 Bedrooms
- 2 Bathrooms
- 1 Powder Room
- Interior: 1,057 sq ft
- Terrace: 276 sq ft

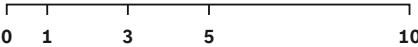
### FEATURES

- Two bedrooms residence with North exposure
- 10' floor-to-ceiling windows and sliding glass doors with direct access to 5' deep terraces



MIAMI.MERCEDESBNZPLACES.COM

Developed by JDS DEVELOPMENT GROUP  
Exclusive Sales & Marketing by SERHANT. NEW DEVELOPMENT.



STATED DIMENSIONS ARE MEASURED TO THE EXTERIOR BOUNDARIES OF THE EXTERIOR WALLS AND THE CENTERLINE OF INTERIOR DEMISING WALLS AND IN FACT VARY FROM THE DIMENSIONS THAT WOULD BE DETERMINED BY USING THE DESCRIPTION AND DEFINITION OF THE "UNIT" SET FORTH IN THE DECLARATION (WHICH GENERALLY ONLY INCLUDES THE INTERIOR AIRSPACE BETWEEN THE PERIMETER WALLS AND EXCLUDES INTERIOR STRUCTURAL COMPONENTS). FOR YOUR REFERENCE, THE AREA OF THE UNIT, DETERMINED IN ACCORDANCE WITH THOSE DEFINED UNIT BOUNDARIES, IS SET FORTH IN EXHIBIT 3 TO THE DECLARATION OF THE CONDOMINIUM. NOTE THAT MEASUREMENTS OF ROOMS SET FORTH ON THIS FLOOR PLAN ARE GENERALLY TAKEN AT THE GREATEST POINTS OF EACH GIVEN ROOM (AS IF THE ROOM WERE A PERFECT RECTANGLE), WITHOUT REGARD FOR ANY CUTOUTS. ACCORDINGLY, THE AREA OF THE ACTUAL ROOM WILL TYPICALLY BE SMALLER THAN THE PRODUCT OBTAINED BY MULTIPLYING THE STATED LENGTH TIMES WIDTH. ALL DIMENSIONS ARE APPROXIMATE AND MAY VARY WITH ACTUAL CONSTRUCTION, AND ALL FLOOR PLANS AND DEVELOPMENT PLANS ARE SUBJECT TO CHANGE.



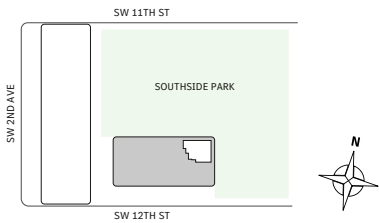
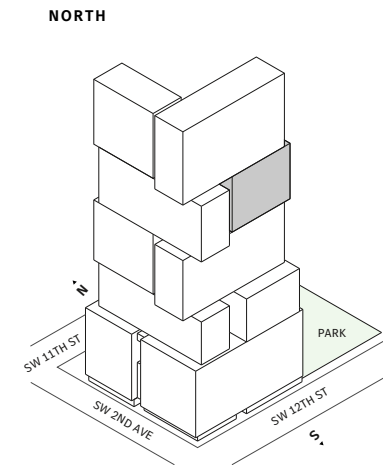
# Residence 04

FLOORS 42-51

- South Tower
- 2 Bedroom
- 2 Bathroom
- 1 Powder Room
- Interior: 1,267 sq ft
- Terrace: 445 sq ft

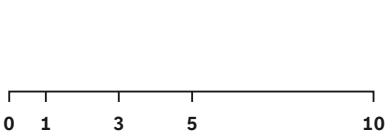
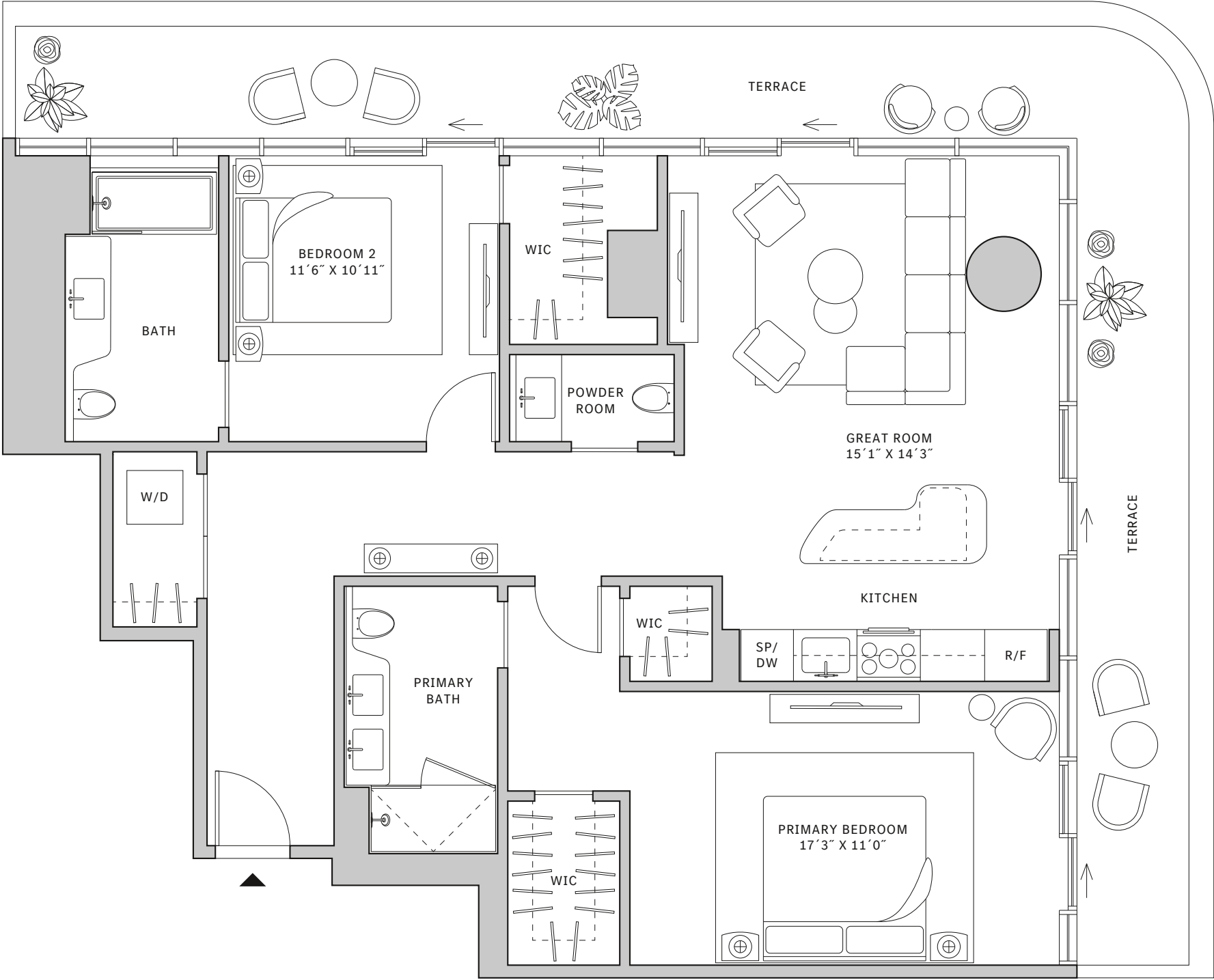
FEATURES

- Corner two-bedroom residence with panoramic East to North exposure
- 10' floor-to-ceiling windows and sliding glass doors with direct access to 5' deep wrap-around terraces



MIAMI.MERCEDESBNZPLACES.COM

Developed by JDS DEVELOPMENT GROUP  
Exclusive Sales & Marketing by SERHANT. NEW DEVELOPMENT.



STATED DIMENSIONS ARE MEASURED TO THE EXTERIOR BOUNDARIES OF THE EXTERIOR WALLS AND THE CENTERLINE OF INTERIOR DEMISING WALLS AND IN FACT VARY FROM THE DIMENSIONS THAT WOULD BE DETERMINED BY USING THE DESCRIPTION AND DEFINITION OF THE "UNIT" SET FORTH IN THE DECLARATION (WHICH GENERALLY ONLY INCLUDES THE INTERIOR AIRSPACE BETWEEN THE PERIMETER WALLS AND EXCLUDES INTERIOR STRUCTURAL COMPONENTS). FOR YOUR REFERENCE, THE AREA OF THE UNIT, DETERMINED IN ACCORDANCE WITH THOSE DEFINED UNIT BOUNDARIES, IS SET FORTH IN EXHIBIT 3 TO THE DECLARATION OF THE CONDOMINIUM. NOTE THAT MEASUREMENTS OF ROOMS SET FORTH ON THIS FLOOR PLAN ARE GENERALLY TAKEN AT THE GREATEST POINTS OF EACH GIVEN ROOM (AS IF THE ROOM WERE A PERFECT RECTANGLE), WITHOUT REGARD FOR ANY CUTOUTS. ACCORDINGLY, THE AREA OF THE ACTUAL ROOM WILL TYPICALLY BE SMALLER THAN THE PRODUCT OBTAINED BY MULTIPLYING THE STATED LENGTH TIMES WIDTH. ALL DIMENSIONS ARE APPROXIMATE AND MAY VARY WITH ACTUAL CONSTRUCTION, AND ALL FLOOR PLANS AND DEVELOPMENT PLANS ARE SUBJECT TO CHANGE.



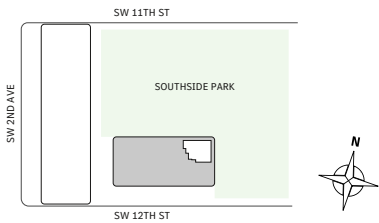
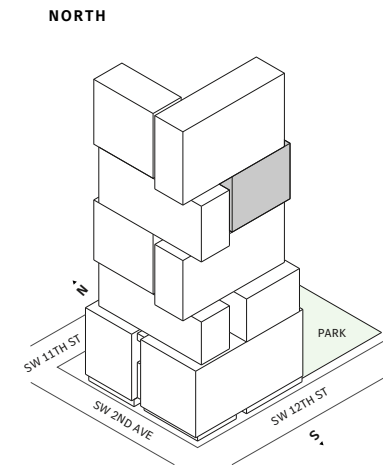
# Residence 04

FLOORS 42-51

- South Tower
- 2 Bedroom
- 2 Bathroom
- 1 Powder Room
- Interior: 1,267 sq ft
- Terrace: 445 sq ft


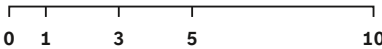
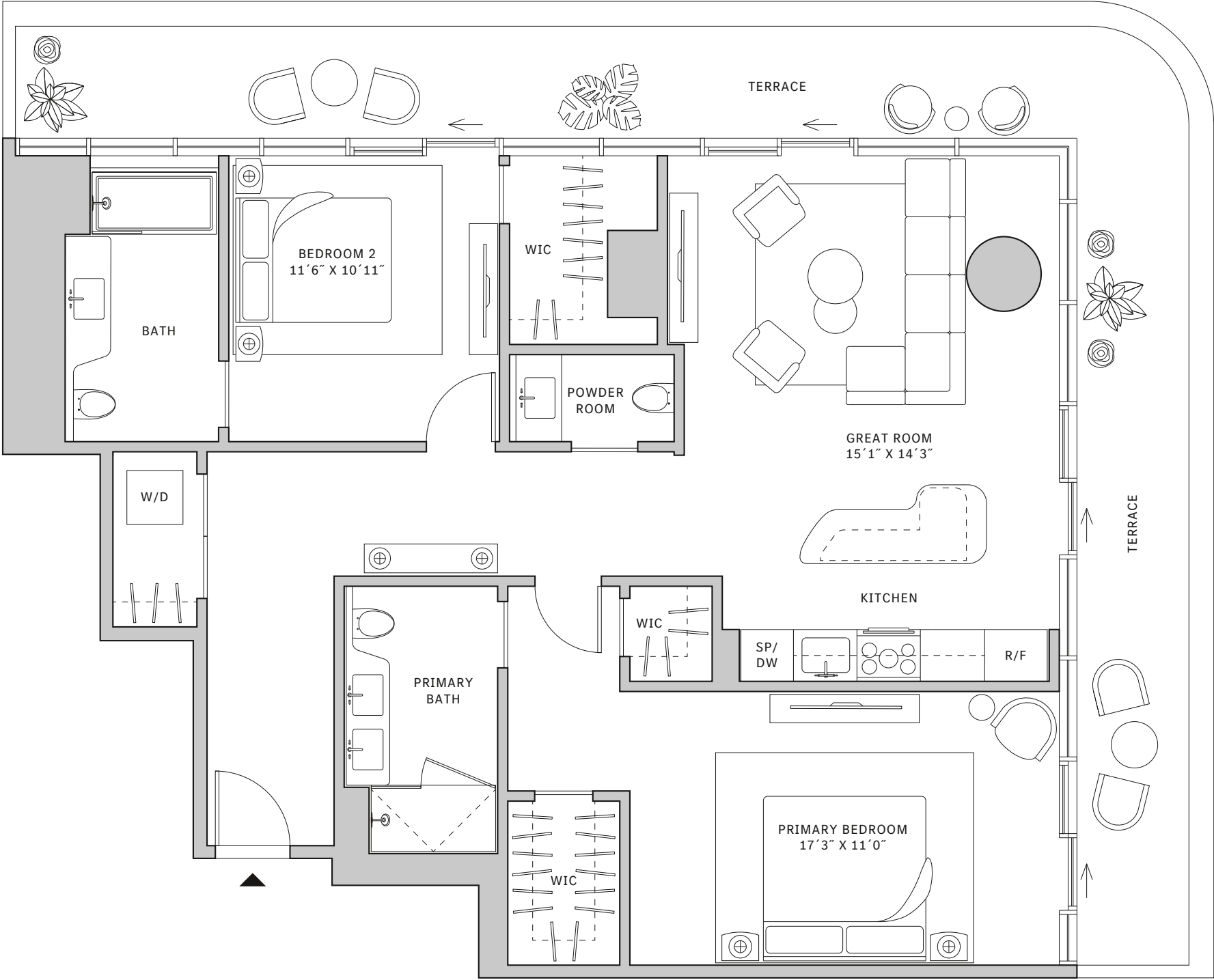
FEATURES

- Corner two-bedroom residence with panoramic East to North exposure
- 10' floor-to-ceiling windows and sliding glass doors with direct access to 5' deep wrap-around terraces



MIAMI.MERCEDESBNZPLACES.COM

Developed by JDS DEVELOPMENT GROUP  
Exclusive Sales & Marketing by SERHANT. NEW DEVELOPMENT.



STATED DIMENSIONS ARE MEASURED TO THE EXTERIOR BOUNDARIES OF THE EXTERIOR WALLS AND THE CENTERLINE OF INTERIOR DEMISING WALLS AND IN FACT VARY FROM THE DIMENSIONS THAT WOULD BE DETERMINED BY USING THE DESCRIPTION AND DEFINITION OF THE "UNIT" SET FORTH IN THE DECLARATION (WHICH GENERALLY ONLY INCLUDES THE INTERIOR AIRSPACE BETWEEN THE PERIMETER WALLS AND EXCLUDES INTERIOR STRUCTURAL COMPONENTS). FOR YOUR REFERENCE, THE AREA OF THE UNIT, DETERMINED IN ACCORDANCE WITH THOSE DEFINED UNIT BOUNDARIES, IS SET FORTH IN EXHIBIT 3 TO THE DECLARATION OF THE CONDOMINIUM. NOTE THAT MEASUREMENTS OF ROOMS SET FORTH ON THIS FLOOR PLAN ARE GENERALLY TAKEN AT THE GREATEST POINTS OF EACH GIVEN ROOM (AS IF THE ROOM WERE A PERFECT RECTANGLE), WITHOUT REGARD FOR ANY CUTOUTS. ACCORDINGLY, THE AREA OF THE ACTUAL ROOM WILL TYPICALLY BE SMALLER THAN THE PRODUCT OBTAINED BY MULTIPLYING THE STATED LENGTH TIMES WIDTH. ALL DIMENSIONS ARE APPROXIMATE AND MAY VARY WITH ACTUAL CONSTRUCTION, AND ALL FLOOR PLANS AND DEVELOPMENT PLANS ARE SUBJECT TO CHANGE.



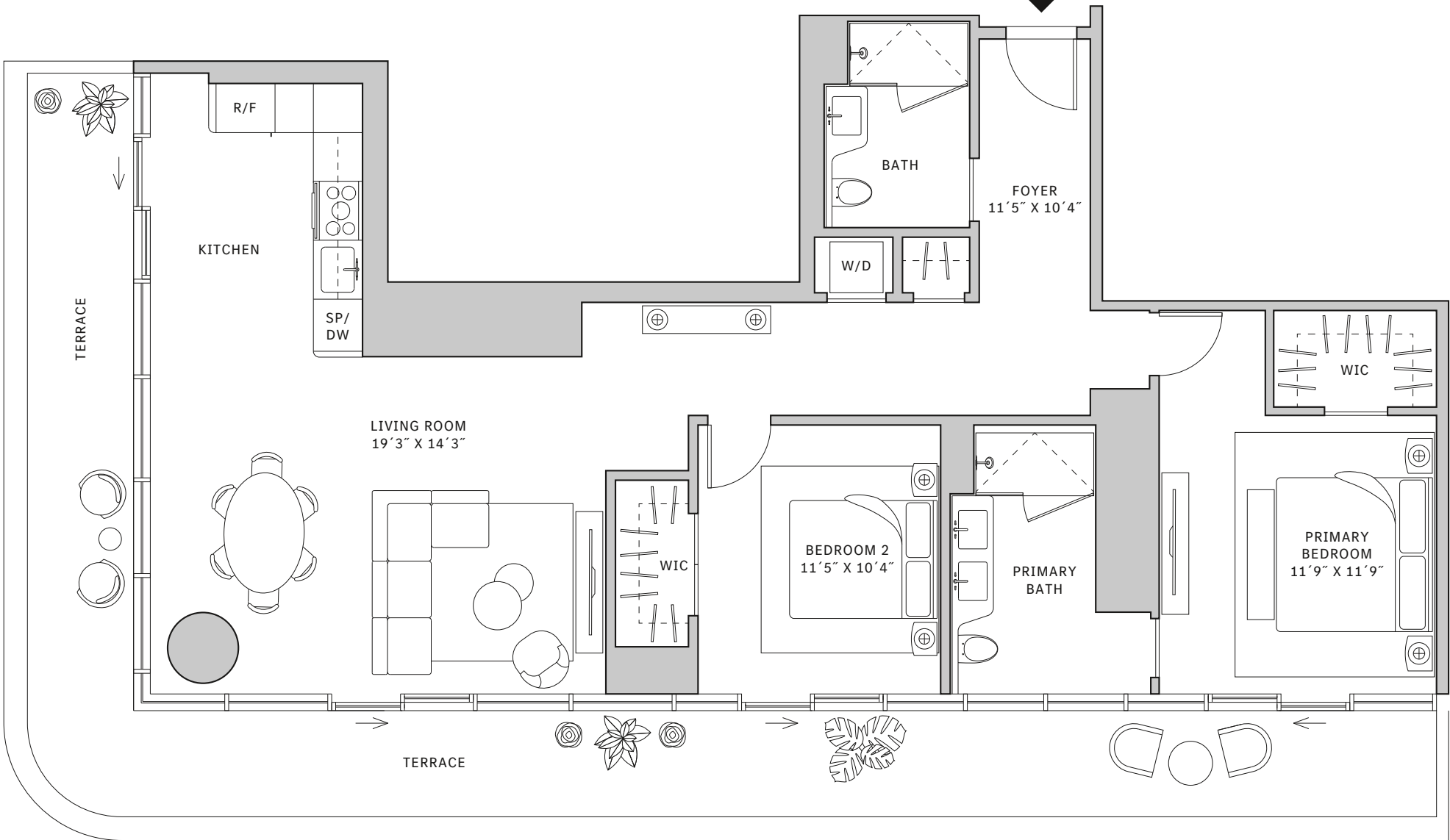
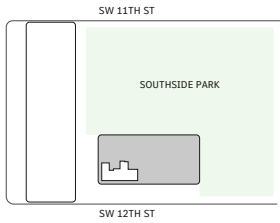
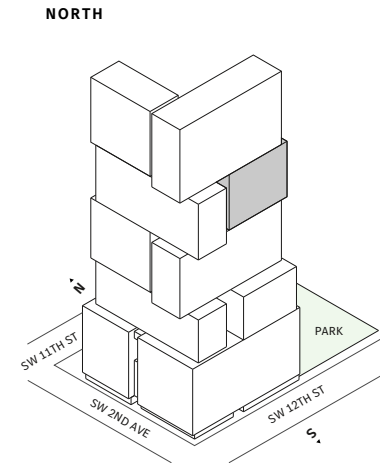
Residence 07

FLOORS 42-51

- South Tower
- 2 Bedroom
- 2 Bathroom
- Interior: 1,298 sq ft
- Terrace: 480 sq ft

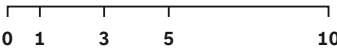
FEATURES

- Corner two-bedroom residence with panoramic West to South exposure
- 10' floor-to-ceiling windows and sliding glass doors with direct access to 5' deep wrap-around terraces



MIAMI.MERCEDESSENZPLACES.COM

Developed by JDS DEVELOPMENT GROUP  
Exclusive Sales & Marketing by SERHANT. NEW DEVELOPMENT.



STATED DIMENSIONS ARE MEASURED TO THE EXTERIOR BOUNDARIES OF THE EXTERIOR WALLS AND THE CENTERLINE OF INTERIOR DEMISING WALLS AND IN FACT VARY FROM THE DIMENSIONS THAT WOULD BE DETERMINED BY USING THE DESCRIPTION AND DEFINITION OF THE "UNIT" SET FORTH IN THE DECLARATION (WHICH GENERALLY ONLY INCLUDES THE INTERIOR AIRSPACE BETWEEN THE PERIMETER WALLS AND EXCLUDES INTERIOR STRUCTURAL COMPONENTS). FOR YOUR REFERENCE, THE AREA OF THE UNIT, DETERMINED IN ACCORDANCE WITH THOSE DEFINED UNIT BOUNDARIES, IS SET FORTH IN EXHIBIT 3 TO THE DECLARATION OF THE CONDOMINIUM. NOTE THAT MEASUREMENTS OF ROOMS SET FORTH ON THIS FLOOR PLAN ARE GENERALLY TAKEN AT THE GREATEST POINTS OF EACH GIVEN ROOM (AS IF THE ROOM WERE A PERFECT RECTANGLE), WITHOUT REGARD FOR ANY CUTOUTS. ACCORDINGLY, THE AREA OF THE ACTUAL ROOM WILL TYPICALLY BE SMALLER THAN THE PRODUCT OBTAINED BY MULTIPLYING THE STATED LENGTH TIMES WIDTH. ALL DIMENSIONS ARE APPROXIMATE AND MAY VARY WITH ACTUAL CONSTRUCTION, AND ALL FLOOR PLANS AND DEVELOPMENT PLANS ARE SUBJECT TO CHANGE.



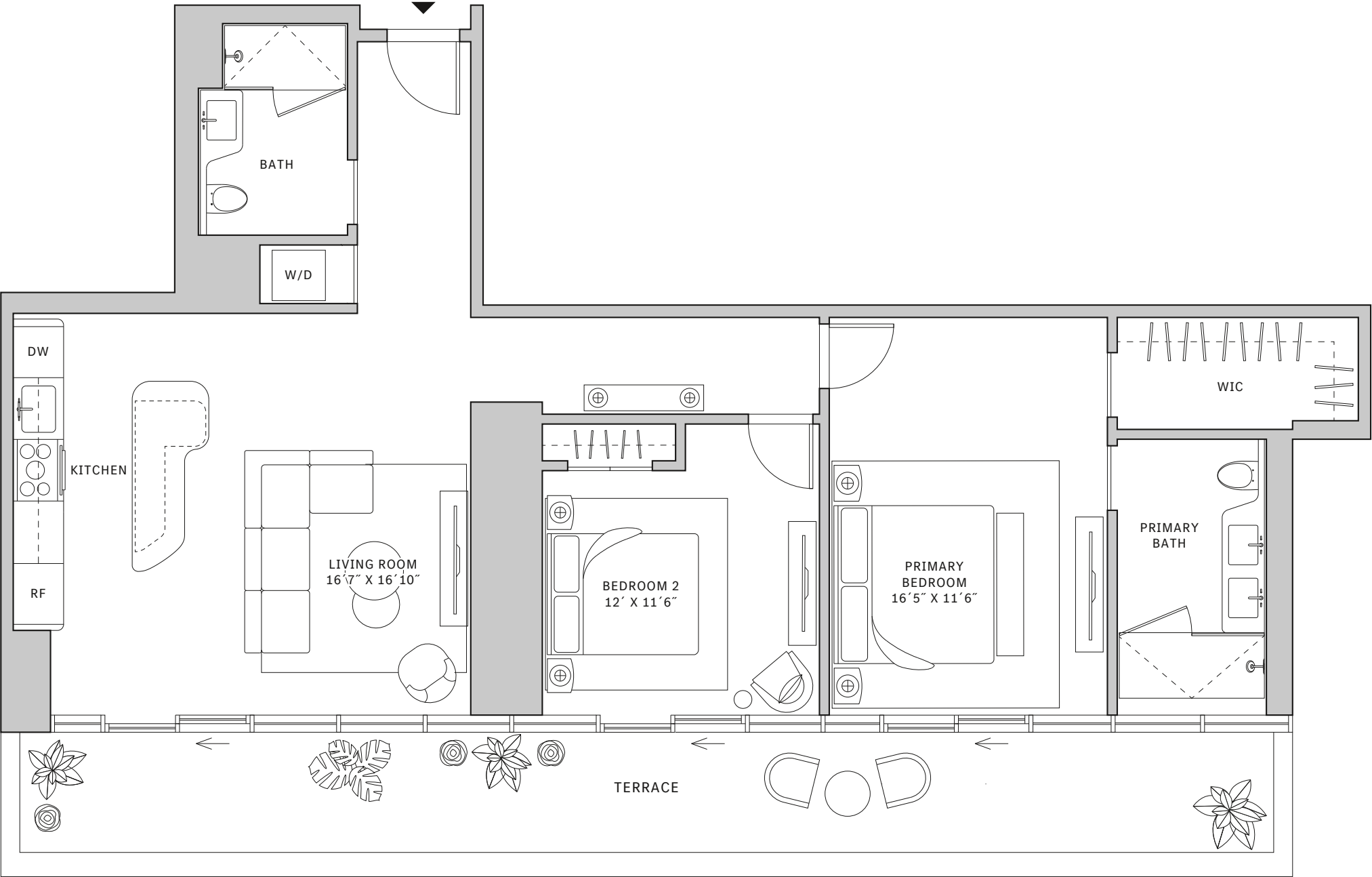
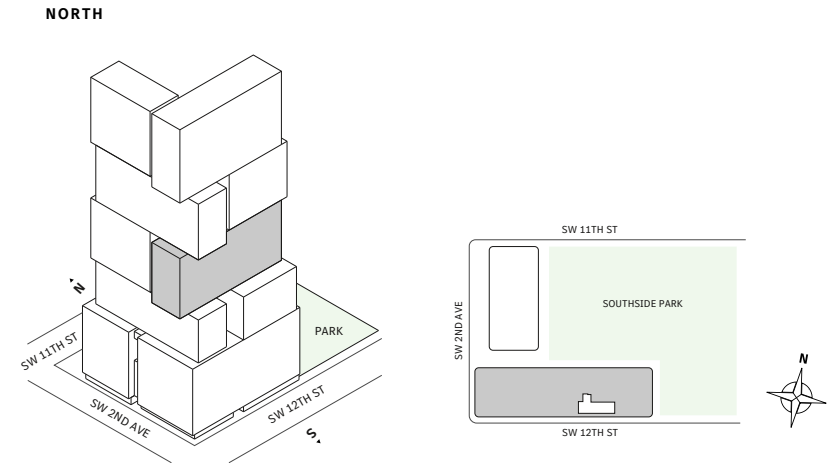
# Residence 12

FLOORS 32-40

- South Tower
- 2 Bedrooms
- 2 Bathrooms
- Interior: 1,253 sq ft
- Terrace: 308 sq ft

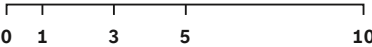
## FEATURES

- Two bedroom residence with South exposure
- 10' floor-to-ceiling windows and sliding glass doors with direct access to 5' deep terrace



MIAMI.MERCEDESSENZPLACES.COM

Developed by JDS DEVELOPMENT GROUP  
Exclusive Sales & Marketing by SERHANT. NEW DEVELOPMENT.



STATED DIMENSIONS ARE MEASURED TO THE EXTERIOR BOUNDARIES OF THE EXTERIOR WALLS AND THE CENTERLINE OF INTERIOR DEMISING WALLS AND IN FACT VARY FROM THE DIMENSIONS THAT WOULD BE DETERMINED BY USING THE DESCRIPTION AND DEFINITION OF THE "UNIT" SET FORTH IN THE DECLARATION (WHICH GENERALLY ONLY INCLUDES THE INTERIOR AIRSPACE BETWEEN THE PERIMETER WALLS AND EXCLUDES INTERIOR STRUCTURAL COMPONENTS). FOR YOUR REFERENCE, THE AREA OF THE UNIT, DETERMINED IN ACCORDANCE WITH THOSE DEFINED UNIT BOUNDARIES, IS SET FORTH IN EXHIBIT 3 TO THE DECLARATION OF THE CONDOMINIUM. NOTE THAT MEASUREMENTS OF ROOMS SET FORTH ON THIS FLOOR PLAN ARE GENERALLY TAKEN AT THE GREATEST POINTS OF EACH GIVEN ROOM (AS IF THE ROOM WERE A PERFECT RECTANGLE), WITHOUT REGARD FOR ANY CUTOUPS. ACCORDINGLY, THE AREA OF THE ACTUAL ROOM WILL TYPICALLY BE SMALLER THAN THE PRODUCT OBTAINED BY MULTIPLYING THE STATED LENGTH TIMES WIDTH. ALL DIMENSIONS ARE APPROXIMATE AND MAY VARY WITH ACTUAL CONSTRUCTION, AND ALL FLOOR PLANS AND DEVELOPMENT PLANS ARE SUBJECT TO CHANGE.





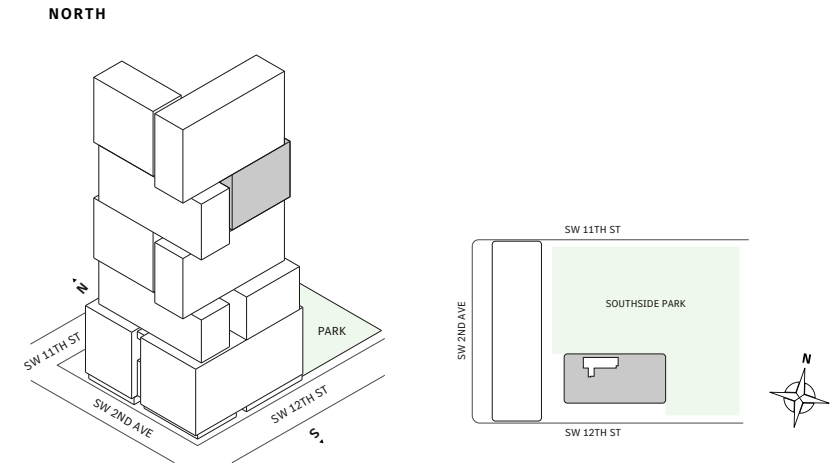
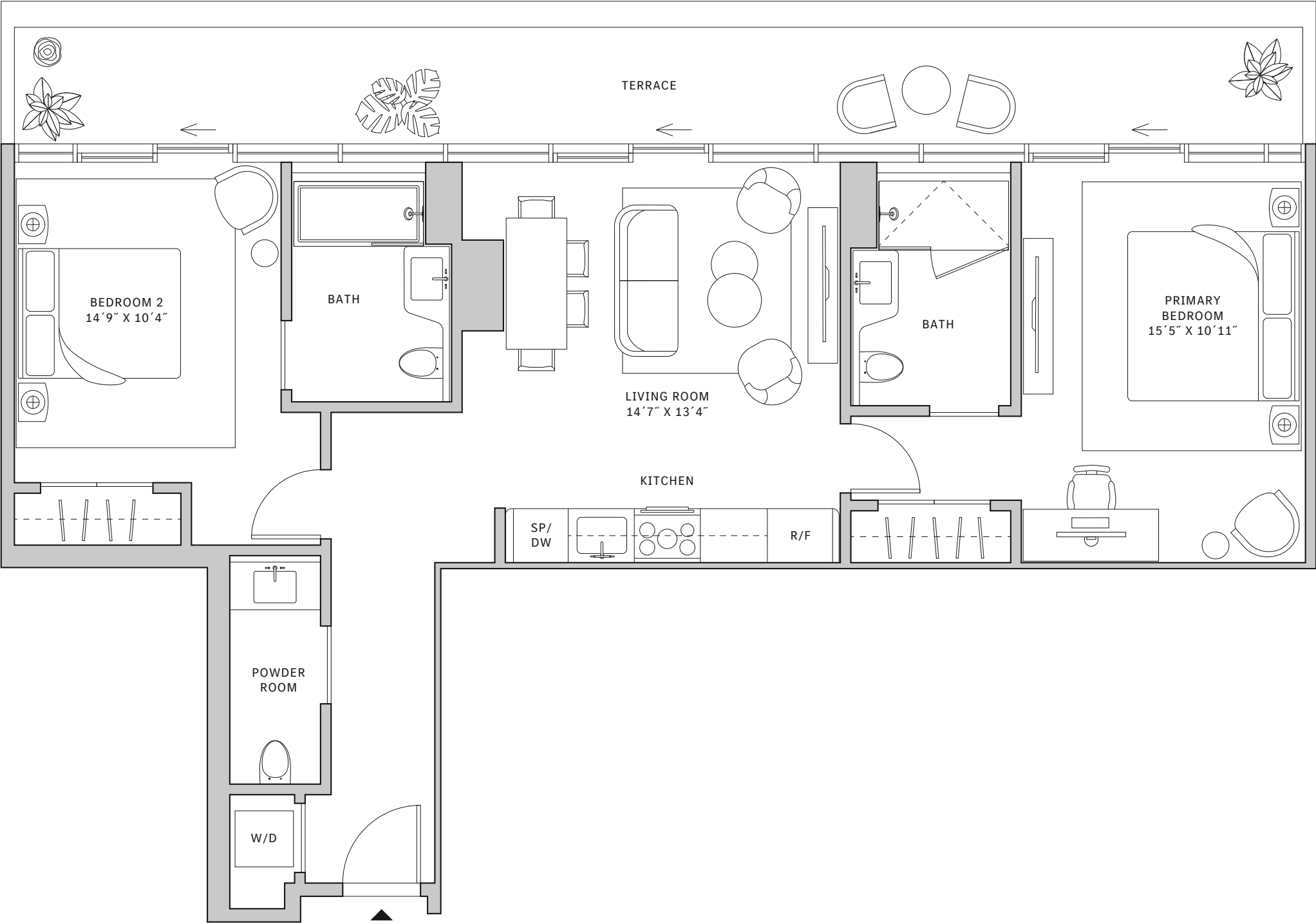
# Residence 02

FLOORS 42-51

- South Tower
- 2 Bedrooms
- 2 Bathrooms
- 1 Powder Room
- Interior: 1,057 sq ft
- Terrace: 276 sq ft

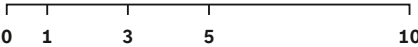
## FEATURES

- Two bedrooms residence with North exposure
- 10' floor-to-ceiling windows and sliding glass doors with direct access to 5' deep terraces



MIAMI.MERCEDESBNZPLACES.COM

Developed by JDS DEVELOPMENT GROUP  
Exclusive Sales & Marketing by SERHANT. NEW DEVELOPMENT.



STATED DIMENSIONS ARE MEASURED TO THE EXTERIOR BOUNDARIES OF THE EXTERIOR WALLS AND THE CENTERLINE OF INTERIOR DEMISING WALLS AND IN FACT VARY FROM THE DIMENSIONS THAT WOULD BE DETERMINED BY USING THE DESCRIPTION AND DEFINITION OF THE "UNIT" SET FORTH IN THE DECLARATION (WHICH GENERALLY ONLY INCLUDES THE INTERIOR AIRSPACE BETWEEN THE PERIMETER WALLS AND EXCLUDES INTERIOR STRUCTURAL COMPONENTS). FOR YOUR REFERENCE, THE AREA OF THE UNIT, DETERMINED IN ACCORDANCE WITH THOSE DEFINED UNIT BOUNDARIES, IS SET FORTH IN EXHIBIT 3 TO THE DECLARATION OF THE CONDOMINIUM. NOTE THAT MEASUREMENTS OF ROOMS SET FORTH ON THIS FLOOR PLAN ARE GENERALLY TAKEN AT THE GREATEST POINTS OF EACH GIVEN ROOM (AS IF THE ROOM WERE A PERFECT RECTANGLE), WITHOUT REGARD FOR ANY CUTOUTS. ACCORDINGLY, THE AREA OF THE ACTUAL ROOM WILL TYPICALLY BE SMALLER THAN THE PRODUCT OBTAINED BY MULTIPLYING THE STATED LENGTH TIMES WIDTH. ALL DIMENSIONS ARE APPROXIMATE AND MAY VARY WITH ACTUAL CONSTRUCTION, AND ALL FLOOR PLANS AND DEVELOPMENT PLANS ARE SUBJECT TO CHANGE.



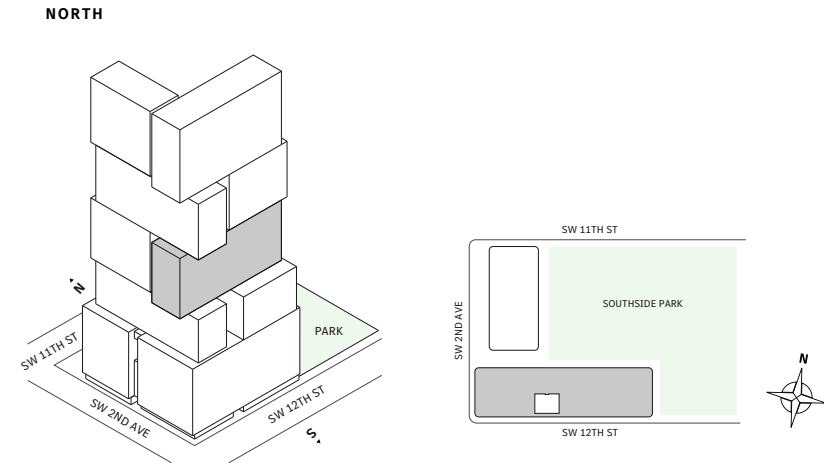
# Residence 14

FLOORS 32-40

- South Tower
- 2 Bedrooms
- 2 Bathrooms
- Interior: 1,129 sq ft
- Terrace: 206 sq ft

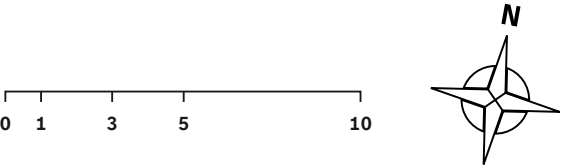
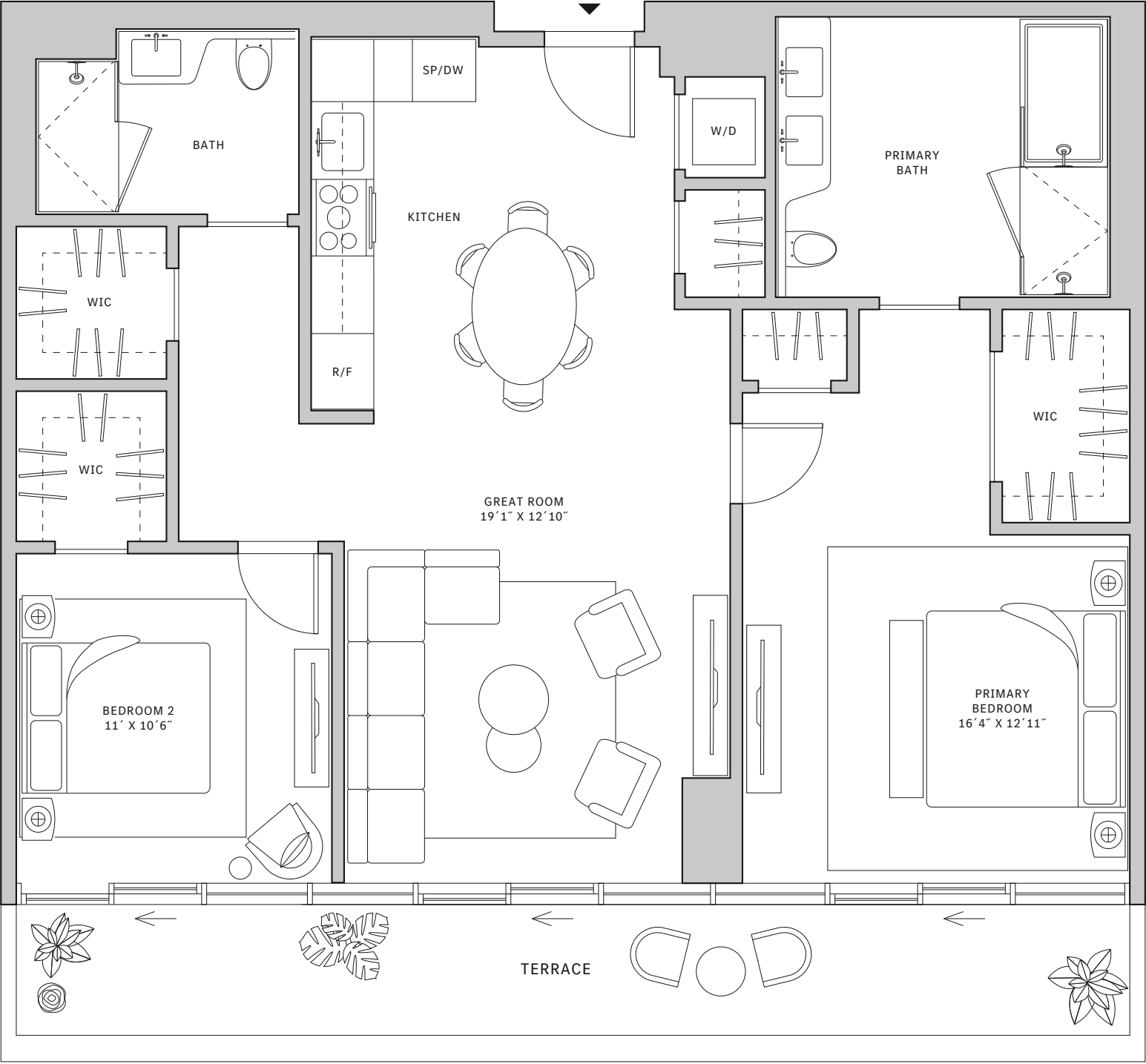
## FEATURES

- Two bedroom residence with South exposure
- 10' floor-to-ceiling windows and sliding glass doors with direct access to 5' deep terrace



MIAMI.MERCEDESBNZPLACES.COM

Developed by JDS DEVELOPMENT GROUP  
Exclusive Sales & Marketing by SERHANT. NEW DEVELOPMENT.





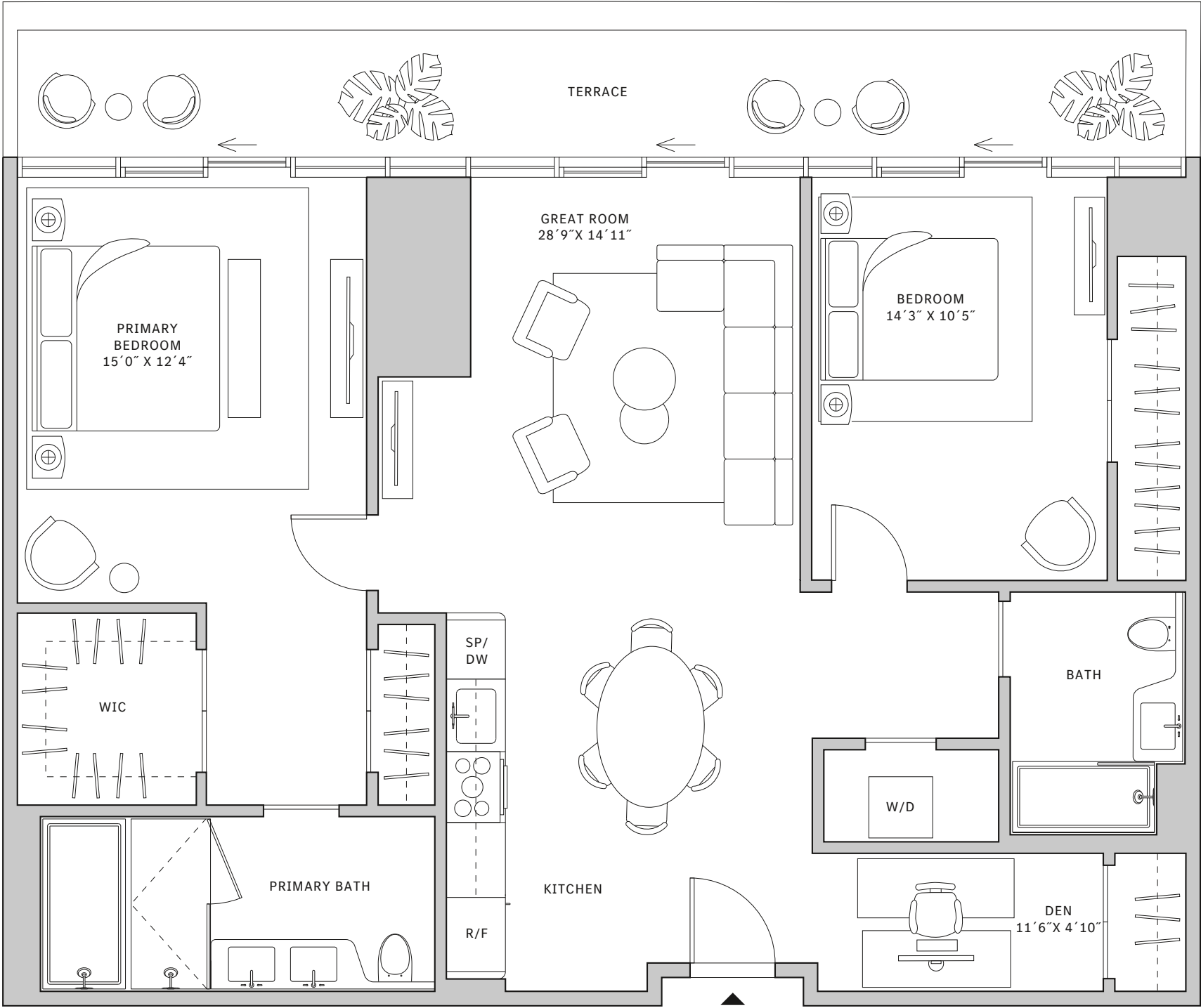
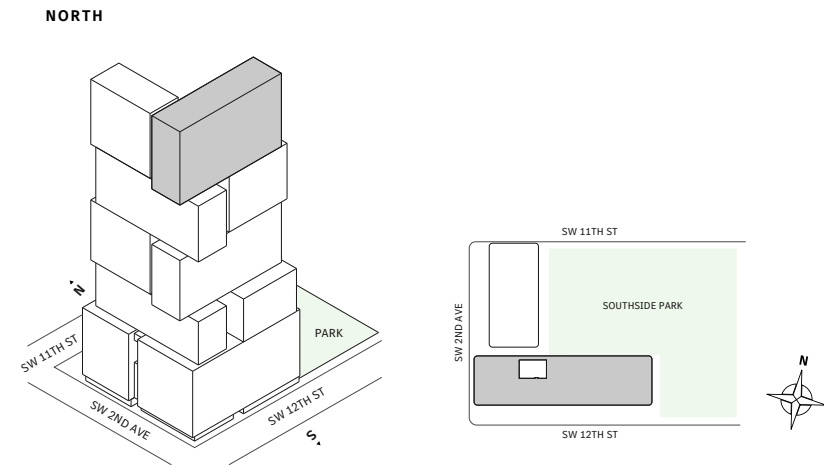
# Residence 02

FLOOR 53-65

- South Tower
- 2 Bedrooms
- 2 Bathrooms
- 1 Den/Office
- Interior: 1332 sq ft
- Terrace: 232 sq ft

### FEATURES

- Two bedrooms residence with North exposure
- 10' floor-to-ceiling windows and sliding glass doors with direct access to 5' deep wrap-around terraces



MIAMI.MERCEDESBNZPLACES.COM

Developed by JDS DEVELOPMENT GROUP  
Exclusive Sales & Marketing by SERHANT. NEW DEVELOPMENT.

STATED DIMENSIONS ARE MEASURED TO THE EXTERIOR BOUNDARIES OF THE EXTERIOR WALLS AND THE CENTERLINE OF INTERIOR DEMISING WALLS AND IN FACT VARY FROM THE DIMENSIONS THAT WOULD BE DETERMINED BY USING THE DESCRIPTION AND DEFINITION OF THE "UNIT" SET FORTH IN THE DECLARATION (WHICH GENERALLY ONLY INCLUDES THE INTERIOR AIRSPACE BETWEEN THE PERIMETER WALLS AND EXCLUDES INTERIOR STRUCTURAL COMPONENTS). FOR YOUR REFERENCE, THE AREA OF THE UNIT, DETERMINED IN ACCORDANCE WITH THOSE DEFINED UNIT BOUNDARIES, IS SET FORTH IN EXHIBIT 3 TO THE DECLARATION OF THE CONDOMINIUM. NOTE THAT MEASUREMENTS OF ROOMS SET FORTH ON THIS FLOOR PLAN ARE GENERALLY TAKEN AT THE GREATEST POINTS OF EACH GIVEN ROOM (AS IF THE ROOM WERE A PERFECT RECTANGLE), WITHOUT REGARD FOR ANY CUTOUTS. ACCORDINGLY, THE AREA OF THE ACTUAL ROOM WILL TYPICALLY BE SMALLER THAN THE PRODUCT OBTAINED BY MULTIPLYING THE STATED LENGTH TIMES WIDTH. ALL DIMENSIONS ARE APPROXIMATE AND MAY VARY WITH ACTUAL CONSTRUCTION, AND ALL FLOOR PLANS AND DEVELOPMENT PLANS ARE SUBJECT TO CHANGE.



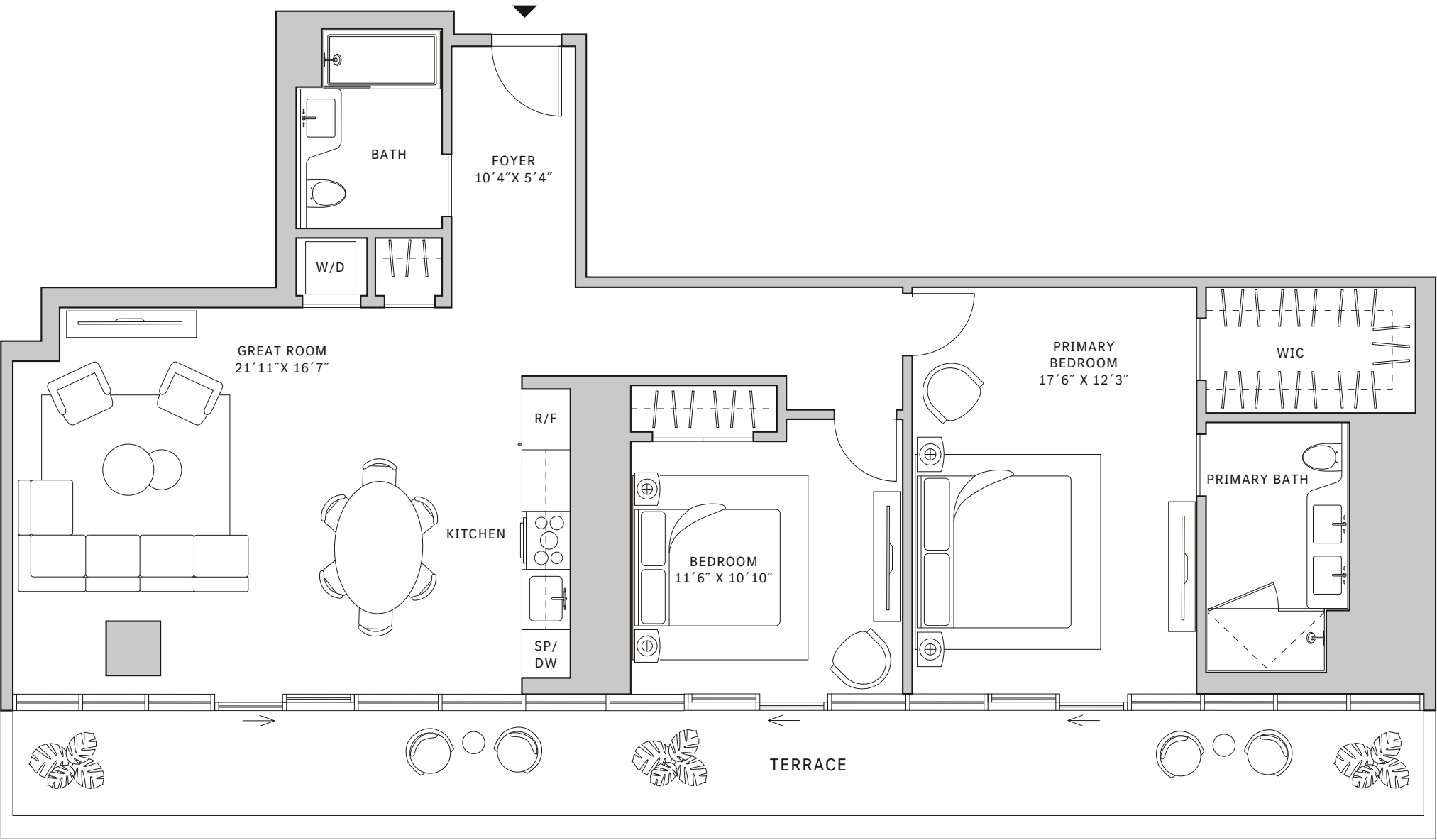
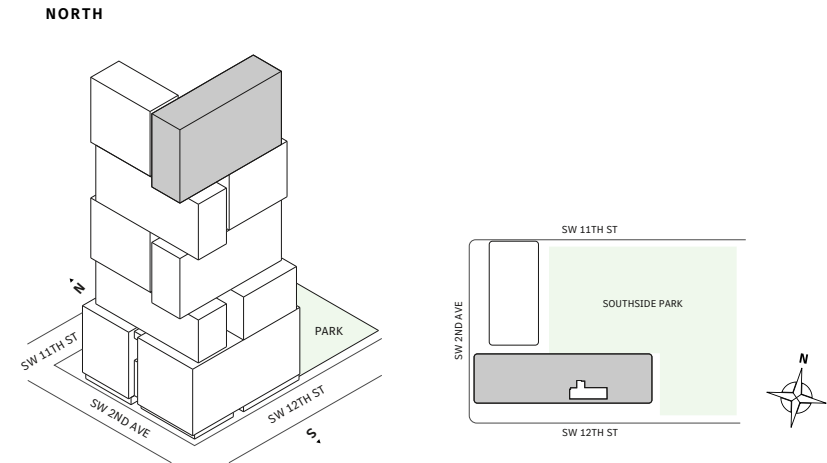
# Residence 07

FLOOR 53-65

- South Tower
- 2 Bedrooms
- 2 Bathrooms
- Interior: 1344 sq ft
- Terrace: 355 sq ft


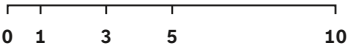
## FEATURES

- Two bedrooms residence with South exposure
- 10' floor-to-ceiling windows and sliding glass doors with direct access to 5' deep wrap-around terraces



MIAMI.MERCEDESBNZPLACES.COM

Developed by JDS DEVELOPMENT GROUP  
Exclusive Sales & Marketing by SERHANT. NEW DEVELOPMENT.



STATED DIMENSIONS ARE MEASURED TO THE EXTERIOR BOUNDARIES OF THE EXTERIOR WALLS AND THE CENTERLINE OF INTERIOR DEMISING WALLS AND IN FACT VARY FROM THE DIMENSIONS THAT WOULD BE DETERMINED BY USING THE DESCRIPTION AND DEFINITION OF THE "UNIT" SET FORTH IN THE DECLARATION (WHICH GENERALLY ONLY INCLUDES THE INTERIOR AIRSPACE BETWEEN THE PERIMETER WALLS AND EXCLUDES INTERIOR STRUCTURAL COMPONENTS). FOR YOUR REFERENCE, THE AREA OF THE UNIT, DETERMINED IN ACCORDANCE WITH THOSE DEFINED UNIT BOUNDARIES, IS SET FORTH IN EXHIBIT 3 TO THE DECLARATION OF THE CONDOMINIUM. NOTE THAT MEASUREMENTS OF ROOMS SET FORTH ON THIS FLOOR PLAN ARE GENERALLY TAKEN AT THE GREATEST POINTS OF EACH GIVEN ROOM (AS IF THE ROOM WERE A PERFECT RECTANGLE), WITHOUT REGARD FOR ANY CUTOUTS. ACCORDINGLY, THE AREA OF THE ACTUAL ROOM WILL TYPICALLY BE SMALLER THAN THE PRODUCT OBTAINED BY MULTIPLYING THE STATED LENGTH TIMES WIDTH. ALL DIMENSIONS ARE APPROXIMATE AND MAY VARY WITH ACTUAL CONSTRUCTION, AND ALL FLOOR PLANS AND DEVELOPMENT PLANS ARE SUBJECT TO CHANGE.



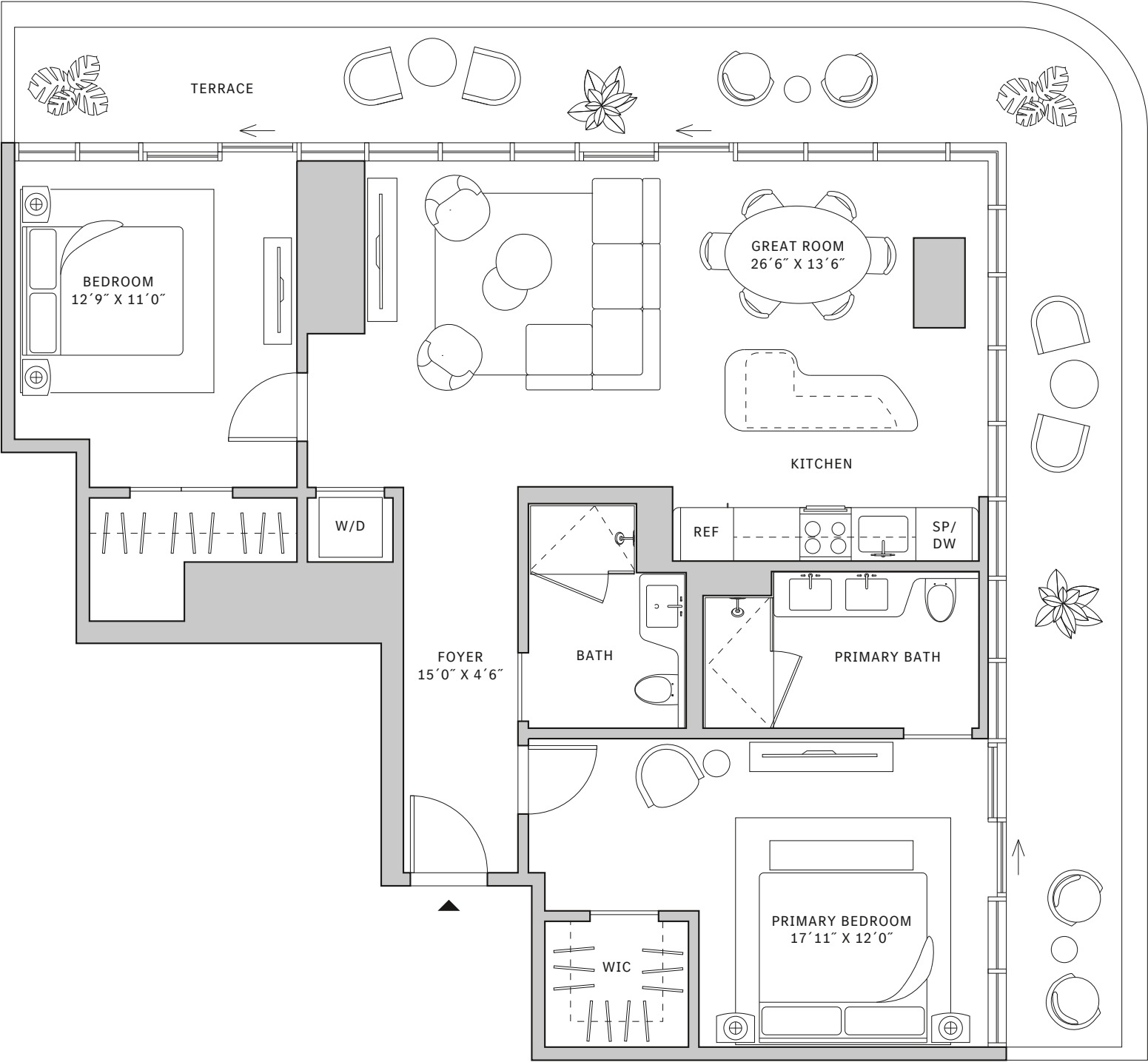
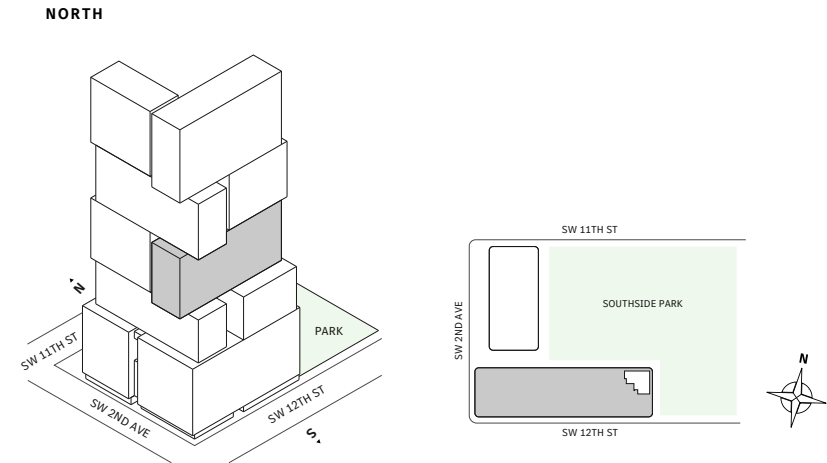
# Residence 09

FLOORS 32-40

- South Tower
- 2 Bedrooms
- 2 Bathrooms
- Interior: 1077 sq ft
- Terrace: 434 sq ft

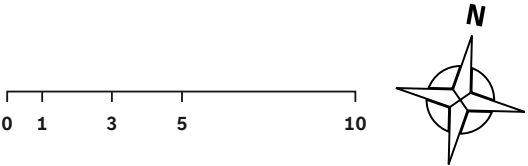
FEATURES

- Corner two-bedrooms residence with panoramic East to North exposure
- 10' floor-to-ceiling windows and sliding glass doors with direct access to 5' deep wrap-around terraces



MIAMI.MERCEDESBNZPLACES.COM

Developed by JDS DEVELOPMENT GROUP  
Exclusive Sales & Marketing by SERHANT. NEW DEVELOPMENT.



STATED DIMENSIONS ARE MEASURED TO THE EXTERIOR BOUNDARIES OF THE EXTERIOR WALLS AND THE CENTERLINE OF INTERIOR DEMISING WALLS AND IN FACT VARY FROM THE DIMENSIONS THAT WOULD BE DETERMINED BY USING THE DESCRIPTION AND DEFINITION OF THE "UNIT" SET FORTH IN THE DECLARATION (WHICH GENERALLY ONLY INCLUDES THE INTERIOR AIRSPACE BETWEEN THE PERIMETER WALLS AND EXCLUDES INTERIOR STRUCTURAL COMPONENTS). FOR YOUR REFERENCE, THE AREA OF THE UNIT, DETERMINED IN ACCORDANCE WITH THOSE DEFINED UNIT BOUNDARIES, IS SET FORTH IN EXHIBIT 3 TO THE DECLARATION OF THE CONDOMINIUM. NOTE THAT MEASUREMENTS OF ROOMS SET FORTH ON THIS FLOOR PLAN ARE GENERALLY TAKEN AT THE GREATEST POINTS OF EACH GIVEN ROOM (AS IF THE ROOM WERE A PERFECT RECTANGLE), WITHOUT REGARD FOR ANY CUTOUTS. ACCORDINGLY, THE AREA OF THE ACTUAL ROOM WILL TYPICALLY BE SMALLER THAN THE PRODUCT OBTAINED BY MULTIPLYING THE STATED LENGTH TIMES WIDTH. ALL DIMENSIONS ARE APPROXIMATE AND MAY VARY WITH ACTUAL CONSTRUCTION, AND ALL FLOOR PLANS AND DEVELOPMENT PLANS ARE SUBJECT TO CHANGE.



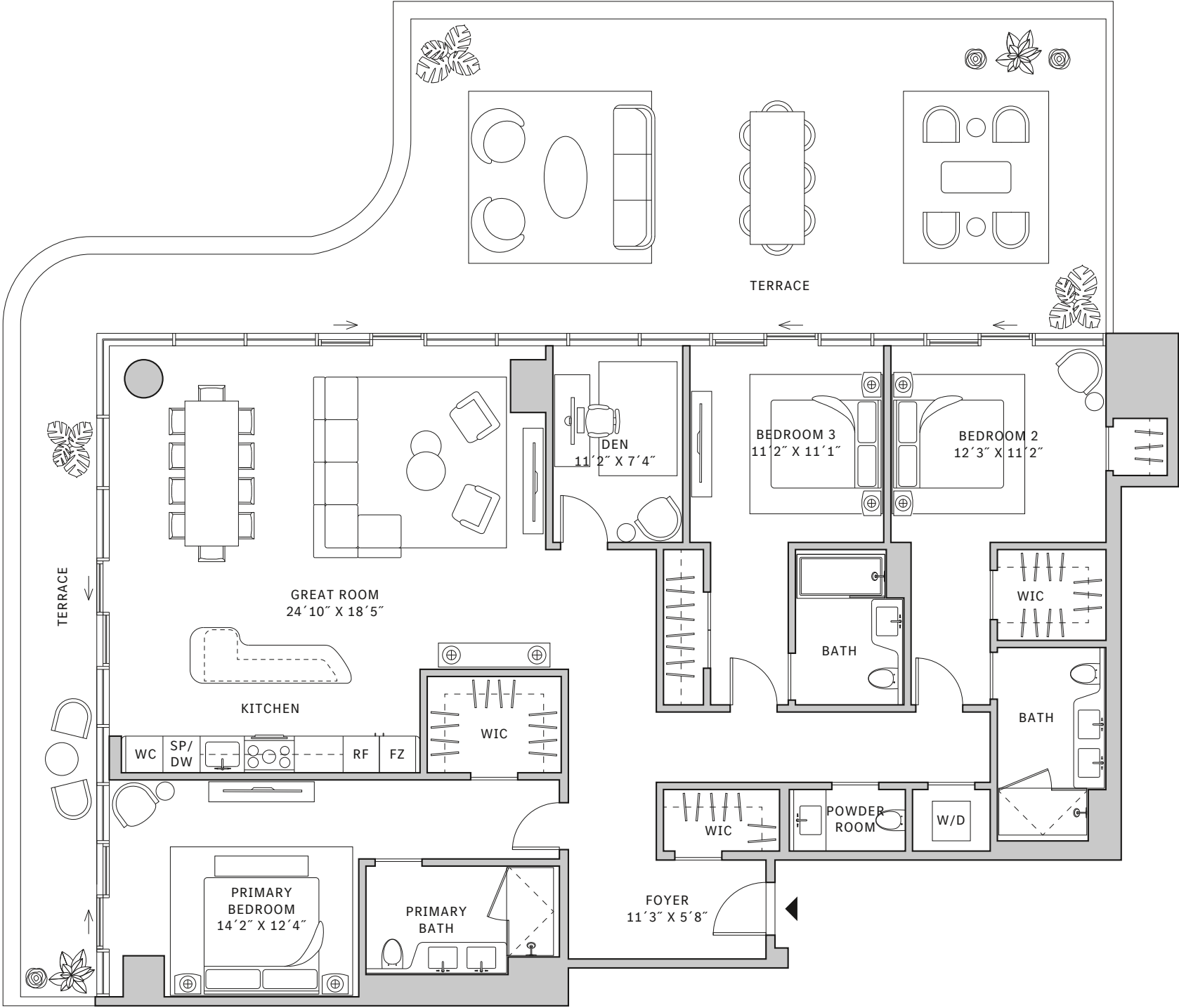
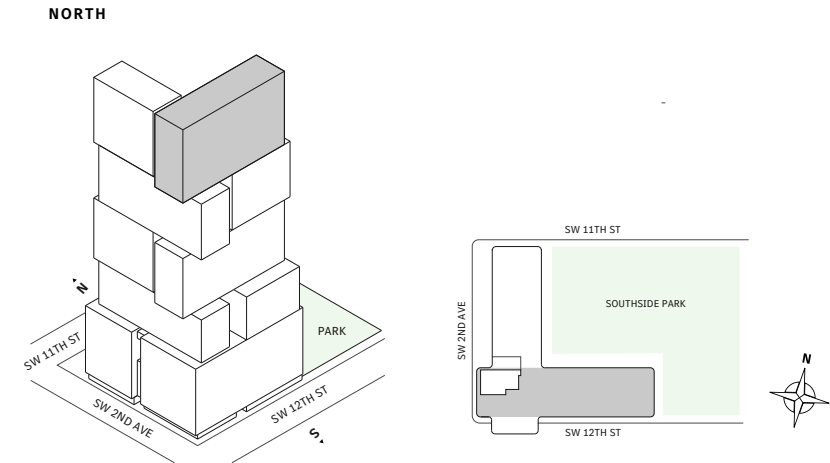
# Residence 01

## FLOOR 52

- South Tower
- 3 Bedrooms
- 3 Bathrooms
- 1 Powder Room
- 1 Den/Office
- Interior: 2,119 sq ft
- Terrace: 1,288 sq ft

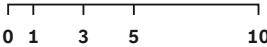
### FEATURES

- Corner three-bedroom residence with panoramic West to North exposure
- 10' floor-to-ceiling windows and sliding glass doors with direct access to 5' deep wrap-around terraces



MIAMI.MERCEDESBNZPLACES.COM

Developed by JDS DEVELOPMENT GROUP  
Exclusive Sales & Marketing by SERHANT. NEW DEVELOPMENT.





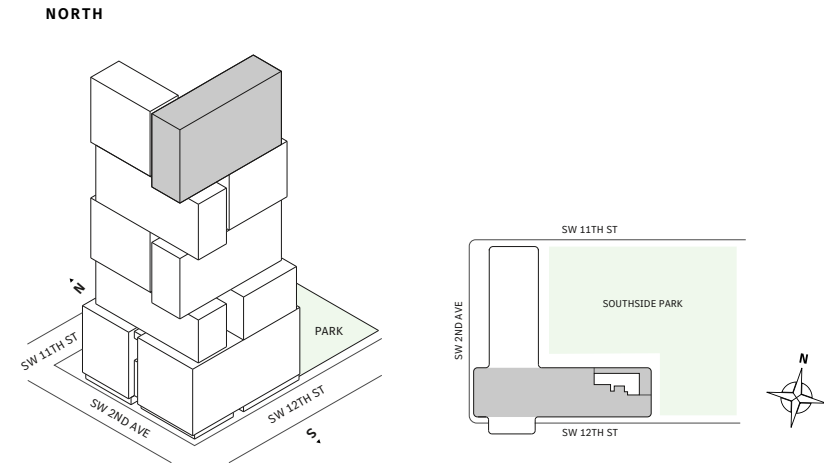
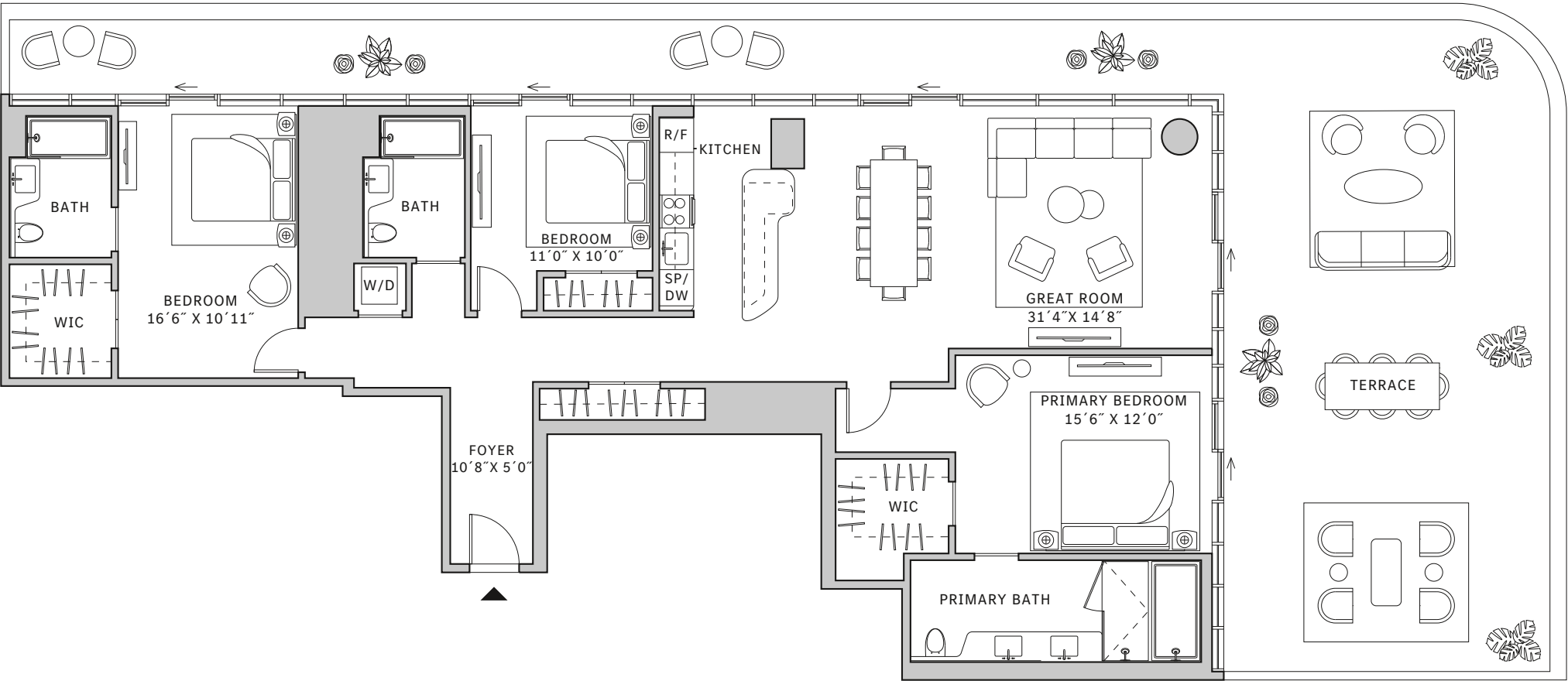
# Residence 05

FLOOR 52

- South Tower
- 3 Bedrooms
- 3 Bathrooms
- Interior: 1842 sq ft
- Terrace: 1244 sq ft

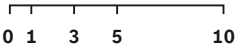
FEATURES

- Corner three-bedrooms residence with panoramic East to North exposure
- 10' floor-to-ceiling windows and sliding glass doors with direct access to 5' deep wrap-around terraces



MIAMI.MERCEDESBNZPLACES.COM

Developed by JDS DEVELOPMENT GROUP  
Exclusive Sales & Marketing by SERHANT. NEW DEVELOPMENT.



STATED DIMENSIONS ARE MEASURED TO THE EXTERIOR BOUNDARIES OF THE EXTERIOR WALLS AND THE CENTERLINE OF INTERIOR DEMISING WALLS AND IN FACT VARY FROM THE DIMENSIONS THAT WOULD BE DETERMINED BY USING THE DESCRIPTION AND DEFINITION OF THE "UNIT" SET FORTH IN THE DECLARATION (WHICH GENERALLY ONLY INCLUDES THE INTERIOR AIRSPACE BETWEEN THE PERIMETER WALLS AND EXCLUDES INTERIOR STRUCTURAL COMPONENTS). FOR YOUR REFERENCE, THE AREA OF THE UNIT, DETERMINED IN ACCORDANCE WITH THOSE DEFINED UNIT BOUNDARIES, IS SET FORTH IN EXHIBIT 3 TO THE DECLARATION OF THE CONDOMINIUM. NOTE THAT MEASUREMENTS OF ROOMS SET FORTH ON THIS FLOOR PLAN ARE GENERALLY TAKEN AT THE GREATEST POINTS OF EACH GIVEN ROOM (AS IF THE ROOM WERE A PERFECT RECTANGLE), WITHOUT REGARD FOR ANY CUTOUTS. ACCORDINGLY, THE AREA OF THE ACTUAL ROOM WILL TYPICALLY BE SMALLER THAN THE PRODUCT OBTAINED BY MULTIPLYING THE STATED LENGTH TIMES WIDTH. ALL DIMENSIONS ARE APPROXIMATE AND MAY VARY WITH ACTUAL CONSTRUCTION, AND ALL FLOOR PLANS AND DEVELOPMENT PLANS ARE SUBJECT TO CHANGE.



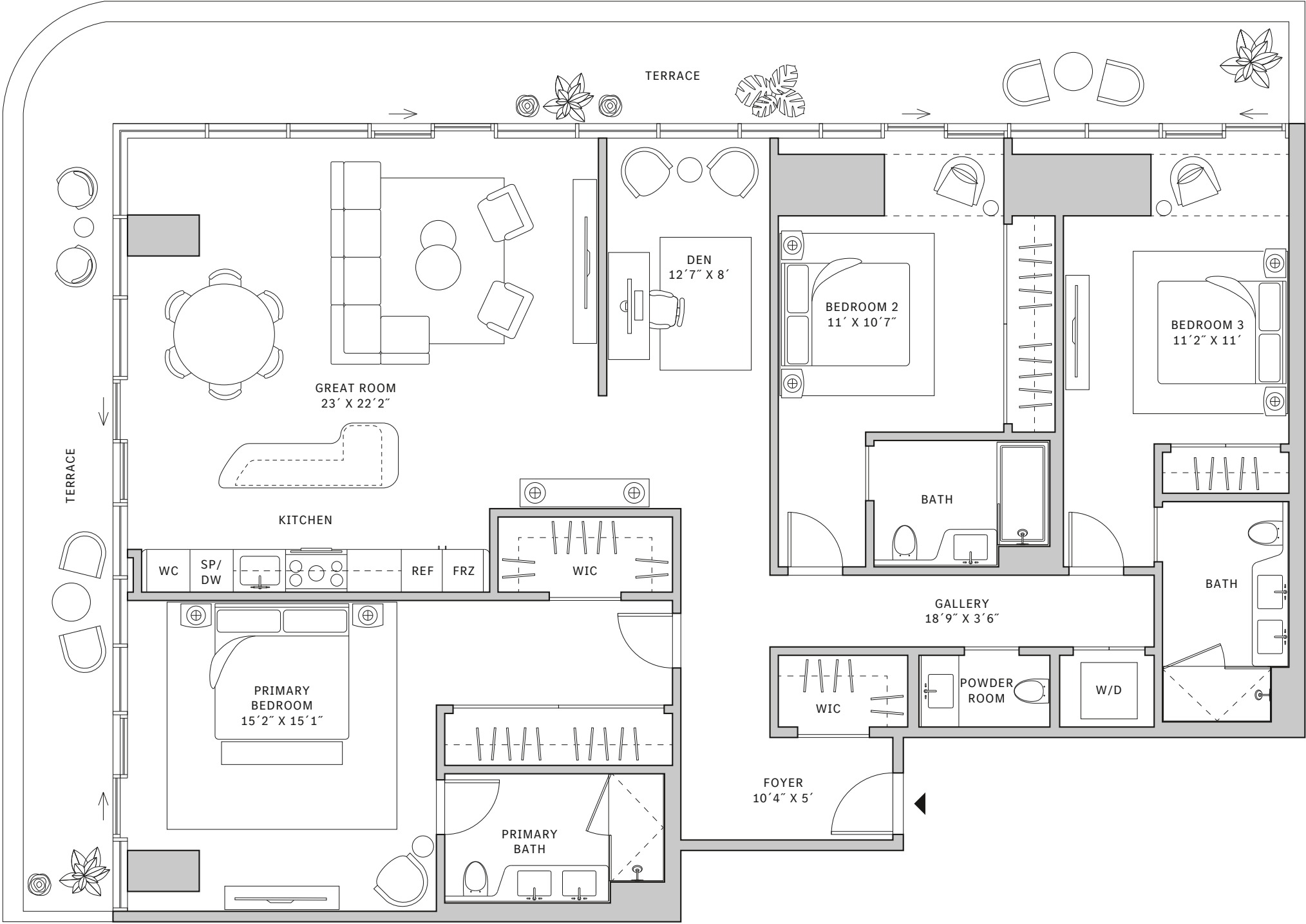
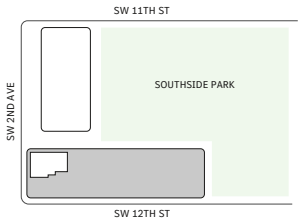
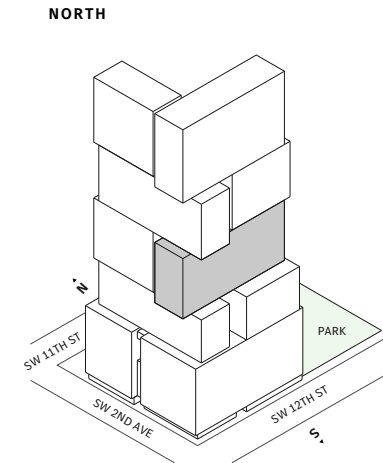
# Residence 01

FLOORS 32-40

- South Tower
- 3 Bedrooms
- 3 Bathrooms
- 1 Den/Office
- 1 Powder Room
- Interior: 2,116 sq ft
- Terrace: 602 sq ft

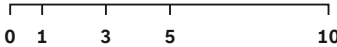
FEATURES

- Corner three-bedroom residence with panoramic West to North exposure
- 10' floor-to-ceiling windows and sliding glass doors with direct access to 5' deep wrap-around terraces



MIAMI.MERCEDESBNZPLACES.COM

Developed by JDS DEVELOPMENT GROUP  
Exclusive Sales & Marketing by SERHANT. NEW DEVELOPMENT.



STATED DIMENSIONS ARE MEASURED TO THE EXTERIOR BOUNDARIES OF THE EXTERIOR WALLS AND THE CENTERLINE OF INTERIOR DEMISING WALLS AND IN FACT VARY FROM THE DIMENSIONS THAT WOULD BE DETERMINED BY USING THE DESCRIPTION AND DEFINITION OF THE "UNIT" SET FORTH IN THE DECLARATION (WHICH GENERALLY ONLY INCLUDES THE INTERIOR AIRSPACE BETWEEN THE PERIMETER WALLS AND EXCLUDES INTERIOR STRUCTURAL COMPONENTS). FOR YOUR REFERENCE, THE AREA OF THE UNIT, DETERMINED IN ACCORDANCE WITH THOSE DEFINED UNIT BOUNDARIES, IS SET FORTH IN EXHIBIT 3 TO THE DECLARATION OF THE CONDOMINIUM. NOTE THAT MEASUREMENTS OF ROOMS SET FORTH ON THIS FLOOR PLAN ARE GENERALLY TAKEN AT THE GREATEST POINTS OF EACH GIVEN ROOM (AS IF THE ROOM WERE A PERFECT RECTANGLE), WITHOUT REGARD FOR ANY CUTOUTS. ACCORDINGLY, THE AREA OF THE ACTUAL ROOM WILL TYPICALLY BE SMALLER THAN THE PRODUCT OBTAINED BY MULTIPLYING THE STATED LENGTH TIMES WIDTH. ALL DIMENSIONS ARE APPROXIMATE AND MAY VARY WITH ACTUAL CONSTRUCTION, AND ALL FLOOR PLANS AND DEVELOPMENT PLANS ARE SUBJECT TO CHANGE.





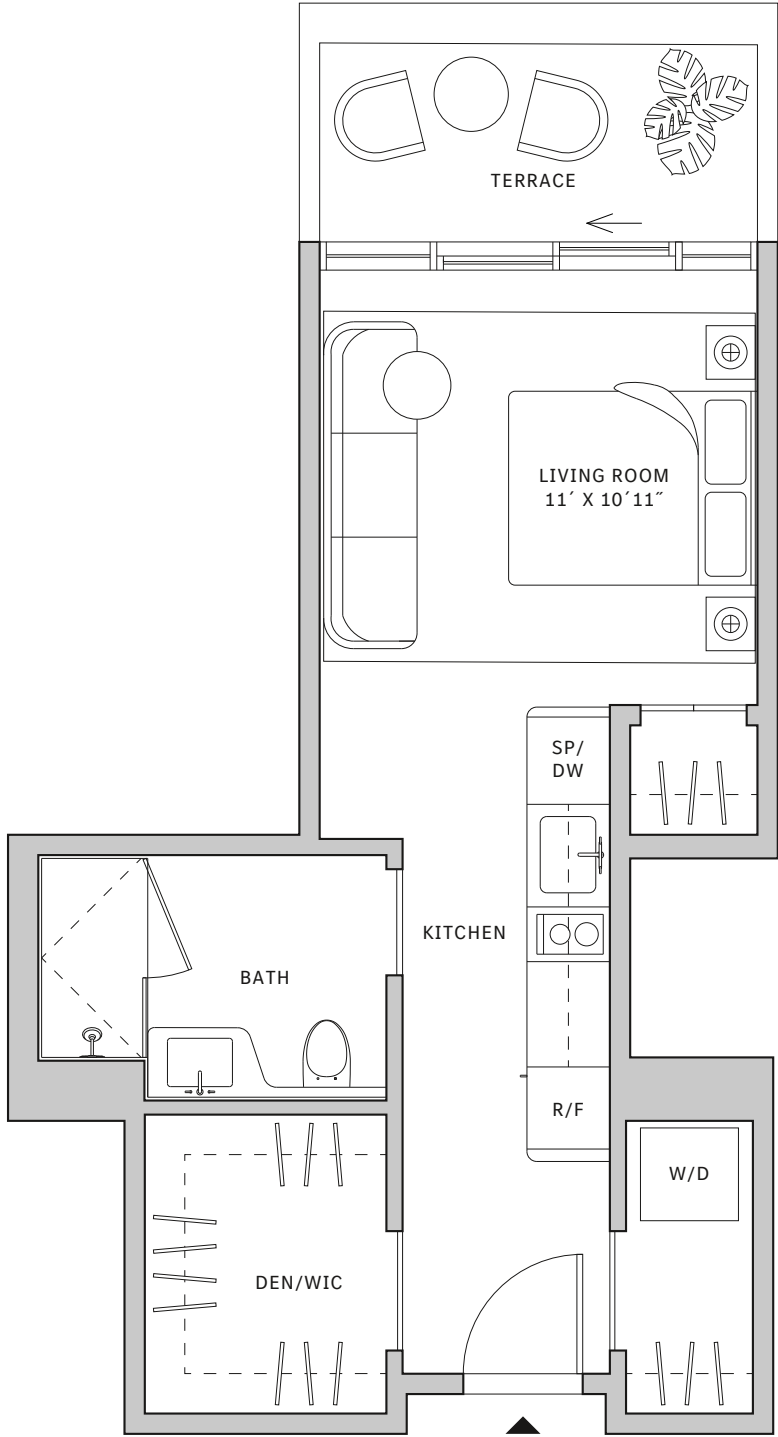
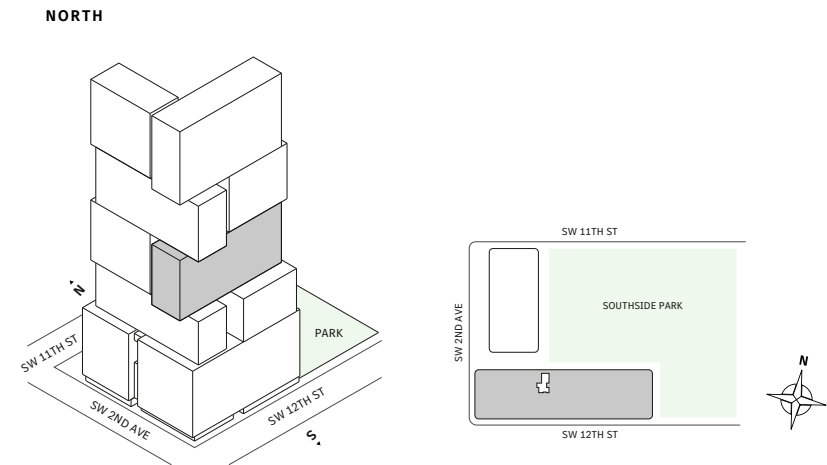
# Residence 03

FLOORS 32-40

- South Tower
- Studio
- 1 Bathroom
- Private Terrace
- Interior: 403 sq ft
- Terrace: 63 sq ft

FEATURES

- Studio residence with North exposure
- 10’ floor-to-ceiling windows and sliding glass doors with direct access to 5’ deep terrace



MIAMI.MERCEDESBNZPLACES.COM

Developed by JDS DEVELOPMENT GROUP

Exclusive Sales & Marketing by SERHANT. NEW DEVELOPMENT.



STATED DIMENSIONS ARE MEASURED TO THE EXTERIOR BOUNDARIES OF THE EXTERIOR WALLS AND THE CENTERLINE OF INTERIOR DEMISING WALLS AND IN FACT VARY FROM THE DIMENSIONS THAT WOULD BE DETERMINED BY USING THE DESCRIPTION AND DEFINITION OF THE "UNIT" SET FORTH IN THE DECLARATION (WHICH GENERALLY ONLY INCLUDES THE INTERIOR AIRSPACE BETWEEN THE PERIMETER WALLS AND EXCLUDES INTERIOR STRUCTURAL COMPONENTS). FOR YOUR REFERENCE, THE AREA OF THE UNIT, DETERMINED IN ACCORDANCE WITH THOSE DEFINED UNIT BOUNDARIES, IS SET FORTH IN EXHIBIT 3 TO THE DECLARATION OF THE CONDOMINIUM. NOTE THAT MEASUREMENTS OF ROOMS SET FORTH ON THIS FLOOR PLAN ARE GENERALLY TAKEN AT THE GREATEST POINTS OF EACH GIVEN ROOM (AS IF THE ROOM WERE A PERFECT RECTANGLE), WITHOUT REGARD FOR ANY CUTOUTS. ACCORDINGLY, THE AREA OF THE ACTUAL ROOM WILL TYPICALLY BE SMALLER THAN THE PRODUCT OBTAINED BY MULTIPLYING THE STATED LENGTH TIMES WIDTH. ALL DIMENSIONS ARE APPROXIMATE AND MAY VARY WITH ACTUAL CONSTRUCTION, AND ALL FLOOR PLANS AND DEVELOPMENT PLANS ARE SUBJECT TO CHANGE.



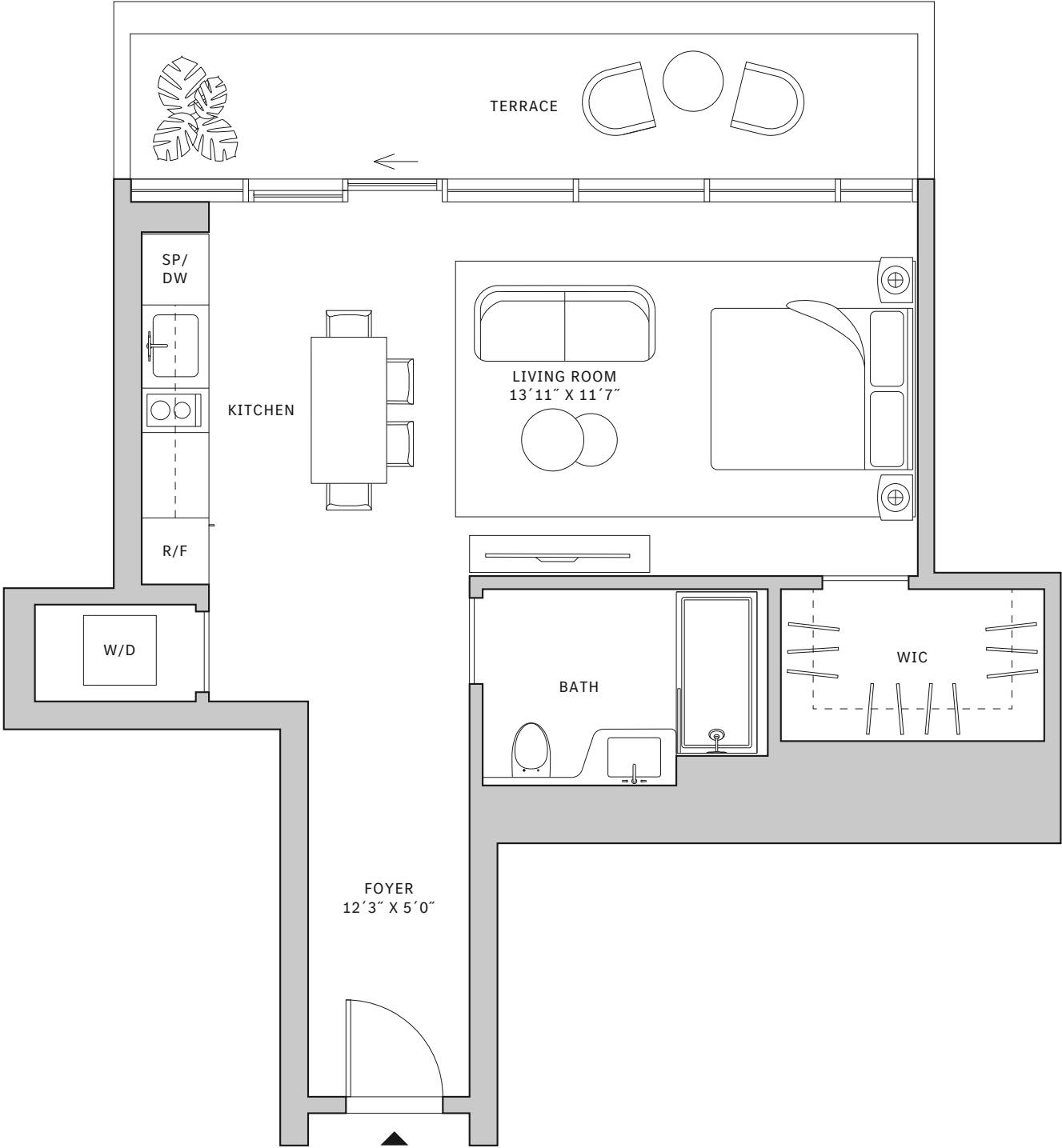
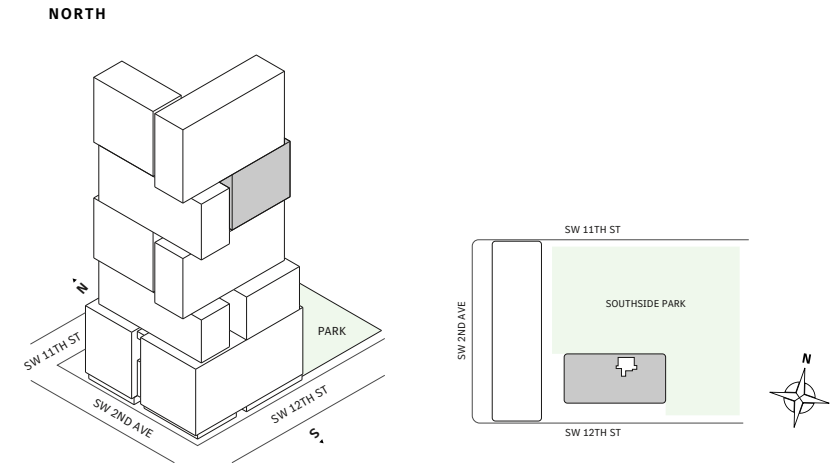
# Residence 03

FLOORS 42-51

- South Tower
- Studio
- 1 Bathroom
- Interior: 622 sq ft
- Terrace: 156 sq ft

FEATURES

- Studio residence with North exposure
- 10’ floor-to-ceiling windows and sliding glass doors with direct access to 5’ deep terraces



MIAMI.MERCEDESBNZPLACES.COM

Developed by JDS DEVELOPMENT GROUP  
Exclusive Sales & Marketing by SERHANT. NEW DEVELOPMENT.



STATED DIMENSIONS ARE MEASURED TO THE EXTERIOR BOUNDARIES OF THE EXTERIOR WALLS AND THE CENTERLINE OF INTERIOR DEMISING WALLS AND IN FACT VARY FROM THE DIMENSIONS THAT WOULD BE DETERMINED BY USING THE DESCRIPTION AND DEFINITION OF THE "UNIT" SET FORTH IN THE DECLARATION (WHICH GENERALLY ONLY INCLUDES THE INTERIOR AIRSPACE BETWEEN THE PERIMETER WALLS AND EXCLUDES INTERIOR STRUCTURAL COMPONENTS). FOR YOUR REFERENCE, THE AREA OF THE UNIT, DETERMINED IN ACCORDANCE WITH THOSE DEFINED UNIT BOUNDARIES, IS SET FORTH IN EXHIBIT 3 TO THE DECLARATION OF THE CONDOMINIUM. NOTE THAT MEASUREMENTS OF ROOMS SET FORTH ON THIS FLOOR PLAN ARE GENERALLY TAKEN AT THE GREATEST POINTS OF EACH GIVEN ROOM (AS IF THE ROOM WERE A PERFECT RECTANGLE), WITHOUT REGARD FOR ANY CUTOUTS. ACCORDINGLY, THE AREA OF THE ACTUAL ROOM WILL TYPICALLY BE SMALLER THAN THE PRODUCT OBTAINED BY MULTIPLYING THE STATED LENGTH TIMES WIDTH. ALL DIMENSIONS ARE APPROXIMATE AND MAY VARY WITH ACTUAL CONSTRUCTION, AND ALL FLOOR PLANS AND DEVELOPMENT PLANS ARE SUBJECT TO CHANGE.



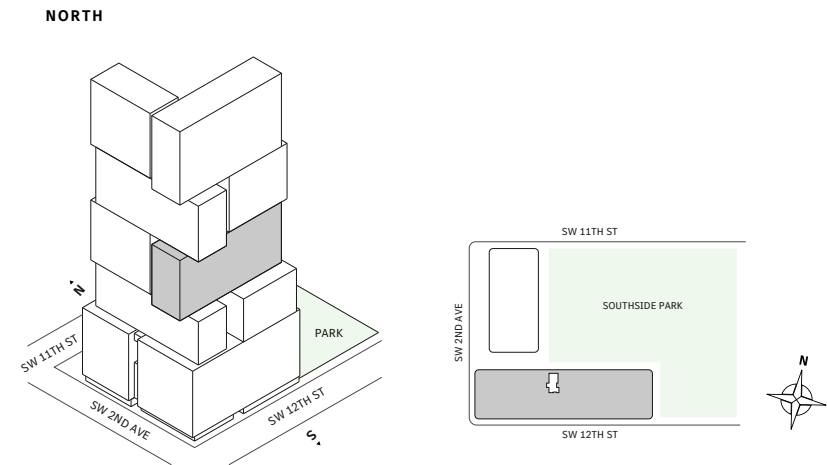
# Residence 04

FLOORS 32-40

- South Tower
- Studio
- 1 Bathroom
- Interior: 440 sq ft
- Terrace: 76 sq ft

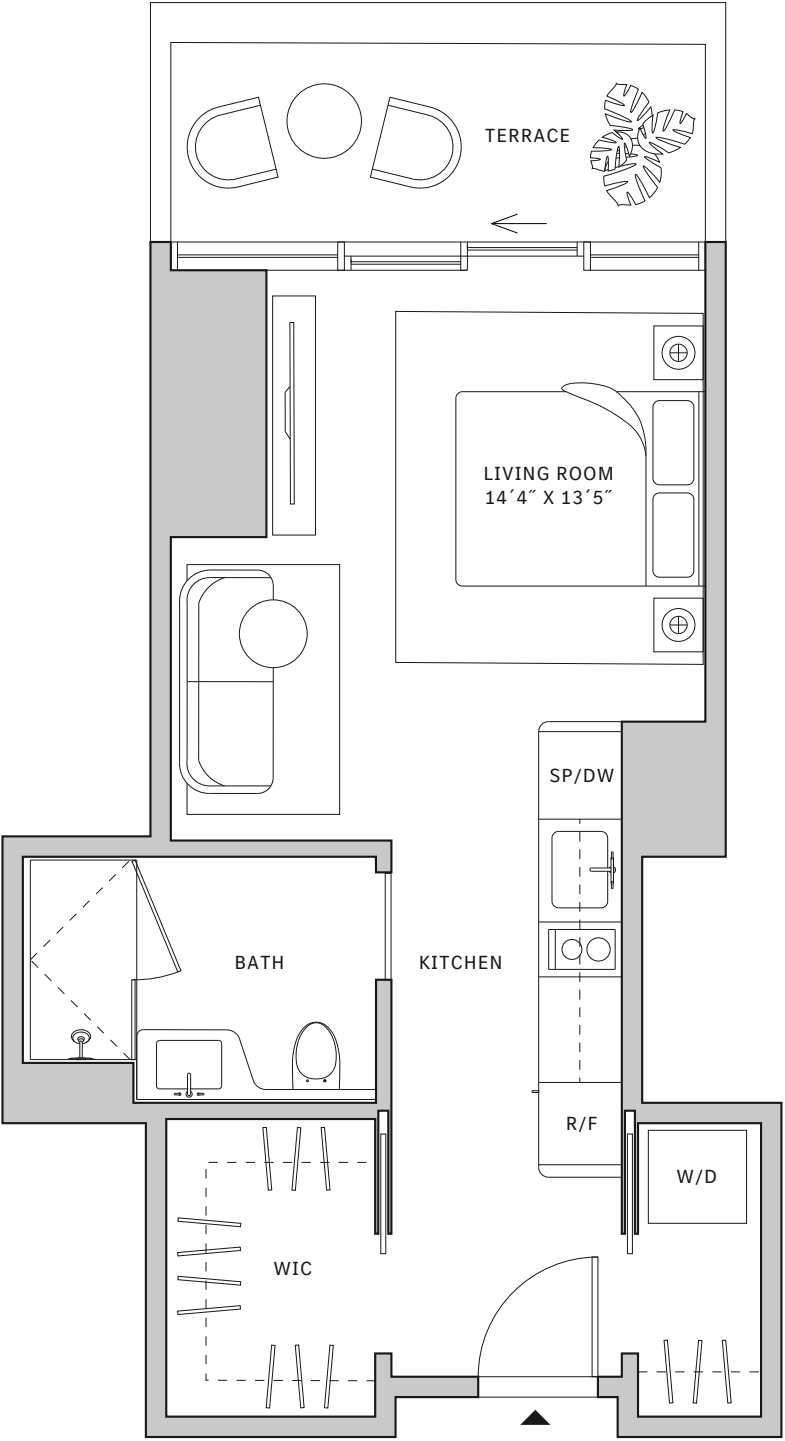
FEATURES

- Studio residence with North exposure
- 10’ floor-to-ceiling windows and sliding glass doors with direct access to 5’ deep terrace



MIAMI.MERCEDESBNZPLACES.COM

Developed by JDS DEVELOPMENT GROUP  
Exclusive Sales & Marketing by SERHANT. NEW DEVELOPMENT.



STATED DIMENSIONS ARE MEASURED TO THE EXTERIOR BOUNDARIES OF THE EXTERIOR WALLS AND THE CENTERLINE OF INTERIOR DEMISING WALLS AND IN FACT VARY FROM THE DIMENSIONS THAT WOULD BE DETERMINED BY USING THE DESCRIPTION AND DEFINITION OF THE "UNIT" SET FORTH IN THE DECLARATION (WHICH GENERALLY ONLY INCLUDES THE INTERIOR AIRSPACE BETWEEN THE PERIMETER WALLS AND EXCLUDES INTERIOR STRUCTURAL COMPONENTS). FOR YOUR REFERENCE, THE AREA OF THE UNIT, DETERMINED IN ACCORDANCE WITH THOSE DEFINED UNIT BOUNDARIES, IS SET FORTH IN EXHIBIT 3 TO THE DECLARATION OF THE CONDOMINIUM. NOTE THAT MEASUREMENTS OF ROOMS SET FORTH ON THIS FLOOR PLAN ARE GENERALLY TAKEN AT THE GREATEST POINTS OF EACH GIVEN ROOM (AS IF THE ROOM WERE A PERFECT RECTANGLE), WITHOUT REGARD FOR ANY CUTOUTS. ACCORDINGLY, THE AREA OF THE ACTUAL ROOM WILL TYPICALLY BE SMALLER THAN THE PRODUCT OBTAINED BY MULTIPLYING THE STATED LENGTH TIMES WIDTH. ALL DIMENSIONS ARE APPROXIMATE AND MAY VARY WITH ACTUAL CONSTRUCTION, AND ALL FLOOR PLANS AND DEVELOPMENT PLANS ARE SUBJECT TO CHANGE.



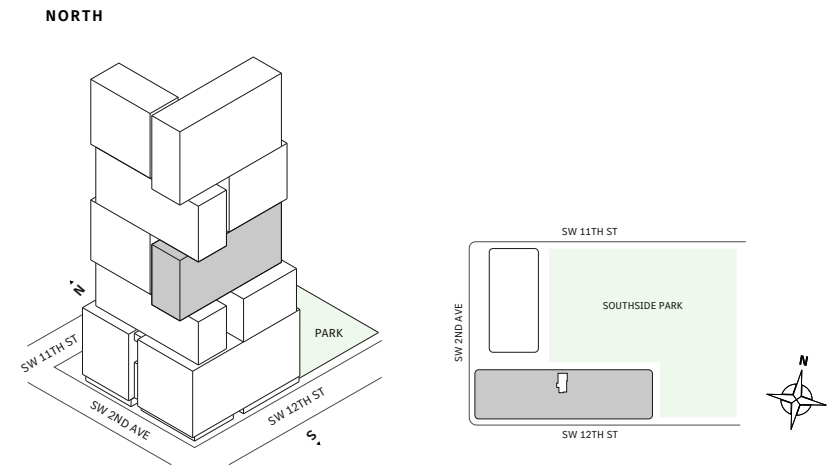
# Residence 05

FLOORS 32-40

- South Tower
- Studio
- 1 Bathroom
- Interior: 419 sq ft
- Terrace: 79 sq ft

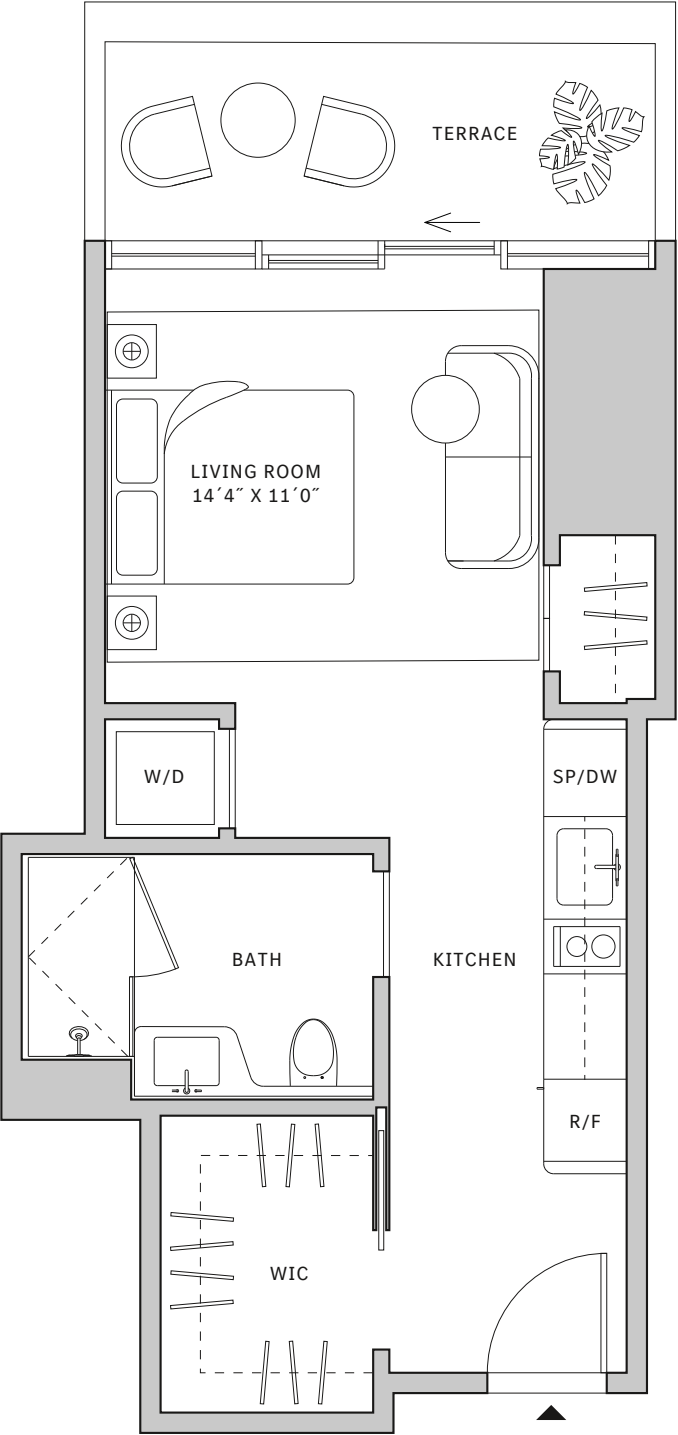
FEATURES

- Studio residence with North exposure
- 10’ floor-to-ceiling windows and sliding glass doors with direct access to 5’ deep terrace



MIAMI.MERCEDESBNZPLACES.COM

Developed by JDS DEVELOPMENT GROUP  
Exclusive Sales & Marketing by SERHANT. NEW DEVELOPMENT.



STATED DIMENSIONS ARE MEASURED TO THE EXTERIOR BOUNDARIES OF THE EXTERIOR WALLS AND THE CENTERLINE OF INTERIOR DEMISING WALLS AND IN FACT VARY FROM THE DIMENSIONS THAT WOULD BE DETERMINED BY USING THE DESCRIPTION AND DEFINITION OF THE "UNIT" SET FORTH IN THE DECLARATION (WHICH GENERALLY ONLY INCLUDES THE INTERIOR AIRSPACE BETWEEN THE PERIMETER WALLS AND EXCLUDES INTERIOR STRUCTURAL COMPONENTS). FOR YOUR REFERENCE, THE AREA OF THE UNIT, DETERMINED IN ACCORDANCE WITH THOSE DEFINED UNIT BOUNDARIES, IS SET FORTH IN EXHIBIT 3 TO THE DECLARATION OF THE CONDOMINIUM. NOTE THAT MEASUREMENTS OF ROOMS SET FORTH ON THIS FLOOR PLAN ARE GENERALLY TAKEN AT THE GREATEST POINTS OF EACH GIVEN ROOM (AS IF THE ROOM WERE A PERFECT RECTANGLE), WITHOUT REGARD FOR ANY CUTOUTS. ACCORDINGLY, THE AREA OF THE ACTUAL ROOM WILL TYPICALLY BE SMALLER THAN THE PRODUCT OBTAINED BY MULTIPLYING THE STATED LENGTH TIMES WIDTH. ALL DIMENSIONS ARE APPROXIMATE AND MAY VARY WITH ACTUAL CONSTRUCTION, AND ALL FLOOR PLANS AND DEVELOPMENT PLANS ARE SUBJECT TO CHANGE.



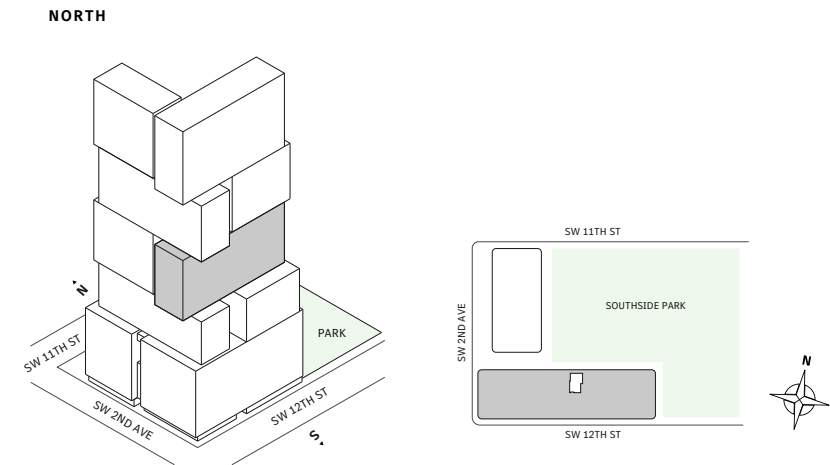
# Residence 06

FLOORS 32-40

- South Tower
- Studio
- 1 Bathroom
- Interior: 518 sq ft
- Terrace: 105 sq ft

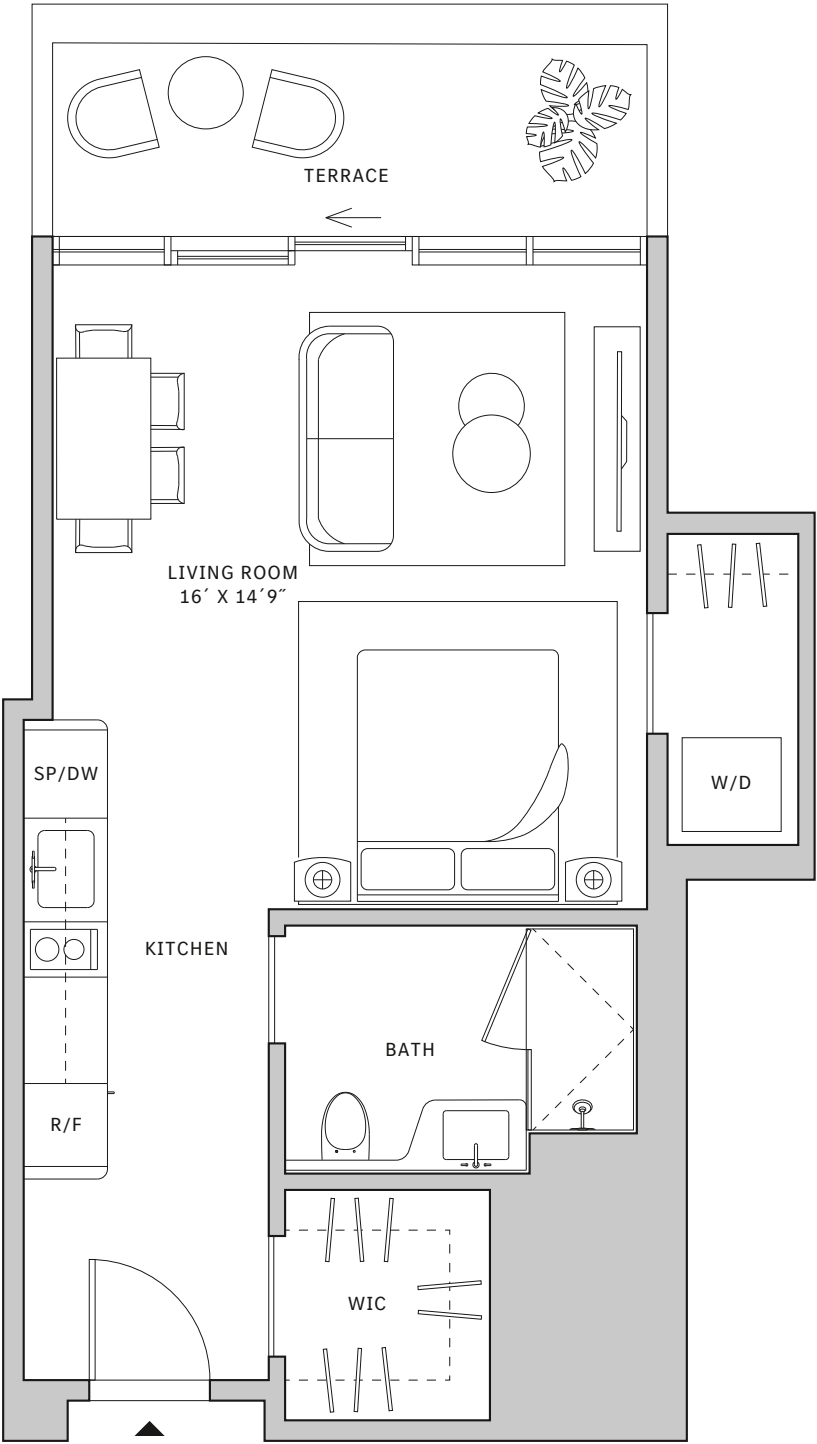
FEATURES

- Studio residence with North exposure
- 10’ floor-to-ceiling windows and sliding glass doors with direct access to 5’ deep terrace



MIAMI.MERCEDESBNZPLACES.COM

Developed by JDS DEVELOPMENT GROUP  
Exclusive Sales & Marketing by SERHANT. NEW DEVELOPMENT.



STATED DIMENSIONS ARE MEASURED TO THE EXTERIOR BOUNDARIES OF THE EXTERIOR WALLS AND THE CENTERLINE OF INTERIOR DEMISING WALLS AND IN FACT VARY FROM THE DIMENSIONS THAT WOULD BE DETERMINED BY USING THE DESCRIPTION AND DEFINITION OF THE "UNIT" SET FORTH IN THE DECLARATION (WHICH GENERALLY ONLY INCLUDES THE INTERIOR AIRSPACE BETWEEN THE PERIMETER WALLS AND EXCLUDES INTERIOR STRUCTURAL COMPONENTS). FOR YOUR REFERENCE, THE AREA OF THE UNIT, DETERMINED IN ACCORDANCE WITH THOSE DEFINED UNIT BOUNDARIES, IS SET FORTH IN EXHIBIT 3 TO THE DECLARATION OF THE CONDOMINIUM. NOTE THAT MEASUREMENTS OF ROOMS SET FORTH ON THIS FLOOR PLAN ARE GENERALLY TAKEN AT THE GREATEST POINTS OF EACH GIVEN ROOM (AS IF THE ROOM WERE A PERFECT RECTANGLE), WITHOUT REGARD FOR ANY CUTOUTS. ACCORDINGLY, THE AREA OF THE ACTUAL ROOM WILL TYPICALLY BE SMALLER THAN THE PRODUCT OBTAINED BY MULTIPLYING THE STATED LENGTH TIMES WIDTH. ALL DIMENSIONS ARE APPROXIMATE AND MAY VARY WITH ACTUAL CONSTRUCTION, AND ALL FLOOR PLANS AND DEVELOPMENT PLANS ARE SUBJECT TO CHANGE.